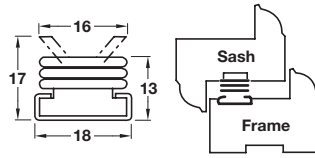


Window Friction Hinges

Standard and Heavy Duty, Top Hung

- **Size and weight parameters are to be strictly observed**
- Passed endurance assessment by the British Board Agreement
- Negates the use of standard hinges
- Waterproof lubricant added to each pivot point during manufacture
- Slotted fixing holes in the base channel and sash bar, with final fixing holes in each component
- Stacking height 13 mm on standard and 14 mm heavy duty (17/18 mm available to order, subject to quantity)
- Suitable for timber, PVCu and aluminium windows
- **Friction hinges should always be fixed with end-cap abutting the corner of the window frame (see diagram, right)**
- Friction hinge mounting faces must be flat, parallel and provide the correct cavity clearance, 13/14 mm or 17/18 mm (-0 mm +1 mm)
- Centre line of both vent and frame should be coincidental and parallel
- After installation, the friction screw should be adjusted to obtain the desired resistance
- All windows hardware will require regular inspection, cleaning and maintenance in order to operate in the manner for which they have been designed
- 10 year performance guarantee
- Heavy duty tested to BS 213 - minimum 95 mm cleaning gap



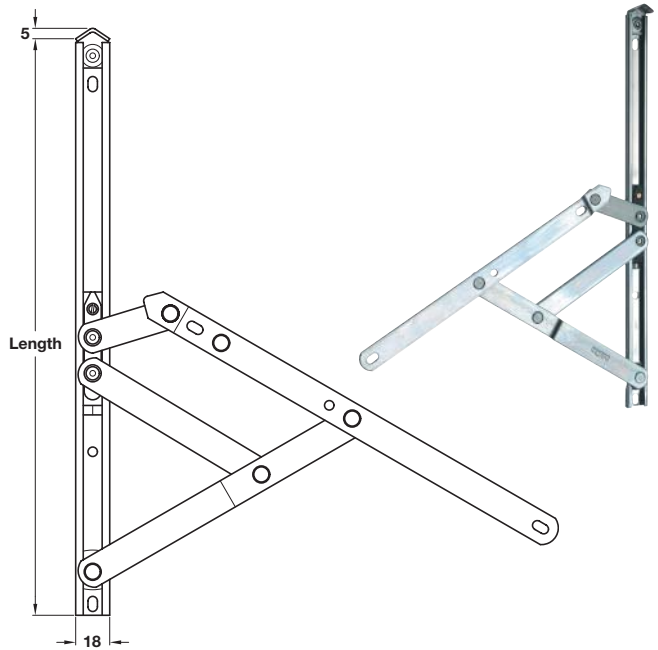
A Standard friction hinge, for top hung windows

- Unhanded
- Symmetrical hinge end-cap all metal construction, riveted on to the hinge for extra strength
- Range of sizes from 203 mm (8") to 609 mm (24")
- Stay parts: Ferritic stainless steel grade 430
- Friction slide: Glass-filled nylon
- Adjustment screws: Brass

Item A.
Text repositioned

Size (Length)	Max. vent width	Max. vent height	Max. vent weight	Opening angle	Cat. No.
203 mm (8")	1200 mm	350 mm	12 kg	60°	911.59.131
255 mm (10")	1200 mm	400 mm	16 kg	65°	911.59.132
305 mm (12")	1200 mm	550 mm	20 kg	60°	911.59.133
406 mm (16")	1200 mm	750 mm	21 kg	60°	911.59.134
509 mm (20")	1000 mm	1000 mm	24 kg	52°	911.59.135
609 mm (24")	1200 mm	1200 mm	35 kg	38°	911.59.136

Order qty: 1 pair



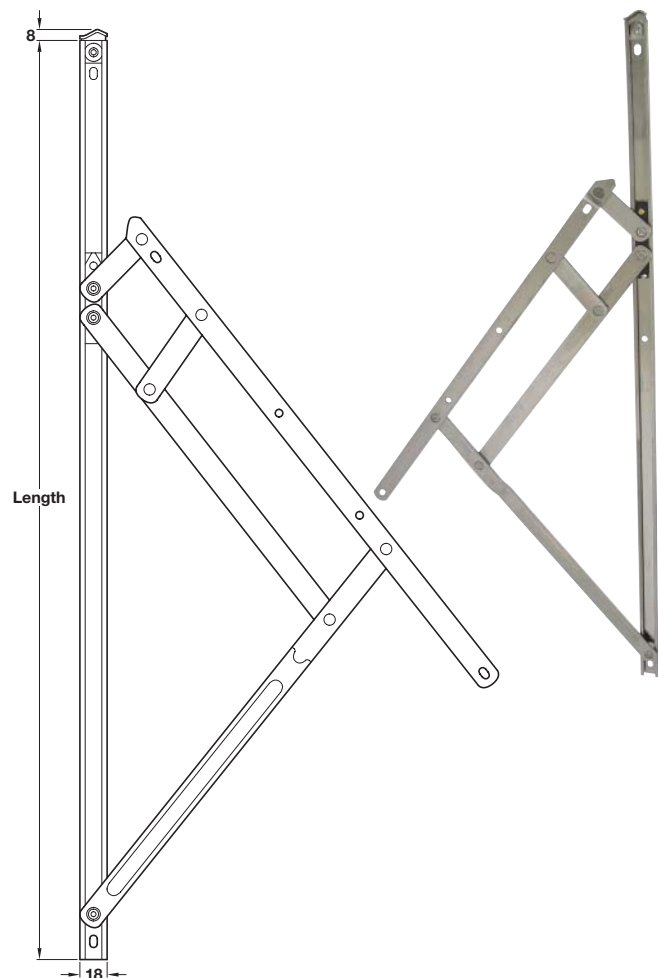
7

B Loadpro heavy duty friction hinge, for top hung windows

- Unhanded
- Symmetrical hinge end cap all metal construction, riveted on to the hinge for extra strength
- Sizes 406 mm (16") and 609 mm (24") only
- Stay parts: Ferritic stainless steel grade 430
- Friction slide: Glass-filled nylon
- Adjustment screws: Brass

Size (Length)	Max. vent width	Max. vent height	Max. vent weight	Opening angle	Cat. No.
406 mm (16")	1200 mm	1000 mm	45 kg	50°	911.59.162
609 mm (24")	1400 mm	1000 mm	60 kg	38°	911.59.163

Order qty: 1 pair



08.10.08/1