

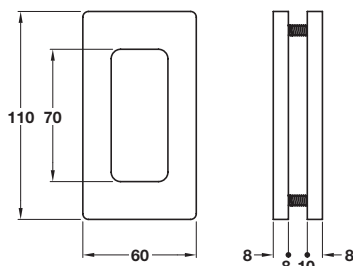
Satin chrome-plated finish

A Flush pull handle

- 110 x 60 mm
- Suitable for sliding toughened glass doors **8-10 mm** thick
- For information on glass preparation please contact us
- Requires 11 mm holes drilled into glass
- Fixings included
- Brass

Finish	Cat. No.
Satin chrome-plated	901.01.214
Satin nickel-plated	901.01.216

Order qty: 1 pc



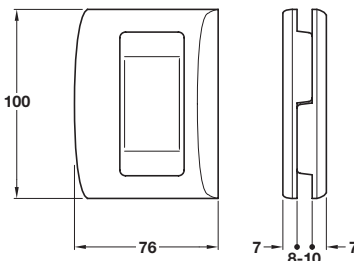
Satin nickel-plated finish

B Flush pull handle

- 100 x 76 mm
- Suitable for sliding toughened glass doors **8-10 mm** thick
- For information on glass preparation please contact us
- Fixings included
- Brass

Finish	Cat. No.
Satin chrome-plated	901.01.224
Satin nickel-plated	901.01.226

Order qty: 1 pc



Item C.
Catalogue shows...
'Requires Ø 50 mm hole'
Correct. is
'Requires Ø 45 mm hole'

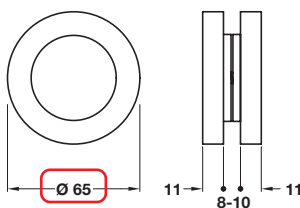
Item C.
Catalogue shows...
'Ø 70'
Correct is Ø 65

C Flush pull handle

- **Ø 65 mm**
- Suitable for sliding toughened glass doors **8-10 mm** thick
- **Requires Ø 45 mm hole**
- Brass

Finish	Cat. No.
Satin chrome-plated	981.14.154
Satin nickel-plated	981.14.156

Order qty: 1 pc



Satin chrome-plated finish

Item C.
Photo amended



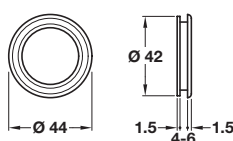
Polished nickel-plated finish

D Flush pull handle

- Ø 44 mm
- Suitable for sliding glass doors **4-6 mm** thick
- Requires Ø 37 mm hole
- Brass

Finish	Cat. No.
Polished nickel-plated	154.00.727

Order qty: 1 pc



08.04.09/1*