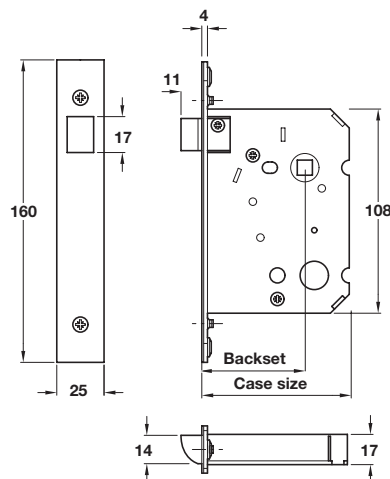




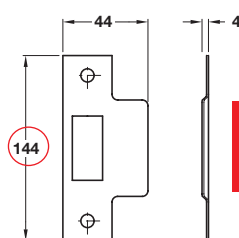
A Modular mortice latch

- **Operation:** Latchbolt operated by lever handles
- **Case:** Modular epoxy powder coated steel, 17 mm wide
- **Forend:** Square, 2 piece. Stainless steel or brass
- **Strike plate:** Square, flat. Included. Stainless steel or brass
- **Latch bolt:** Brass. Reversible
- **Follower:** 8 mm brass. Either for **sprung** (standard follower) or **unsprung** (heavy duty follower) furniture
- Holed for bolt through furniture at **38 mm** centres
- **45 or 57 mm** backset
- Fixing screws included
- For lever handles refer to **Section 1**



2

Backset 45 mm, case size 63 mm		
Finish:	Standard	Heavy duty
Finish	Cat. No.	Cat. No.
Satin stainless steel	911.23.430	911.23.440
Satin brass	911.23.431	911.23.441
Backset 57 mm, case size 76 mm		
Finish	Cat. No.	Cat. No.
Satin stainless steel	911.23.432	911.23.442
Satin brass	911.23.433	911.23.443



Item A.
Catalogue shows 98 mm
Correct dimension is
144 mm

Rebate sets for these locks are shown on page 25

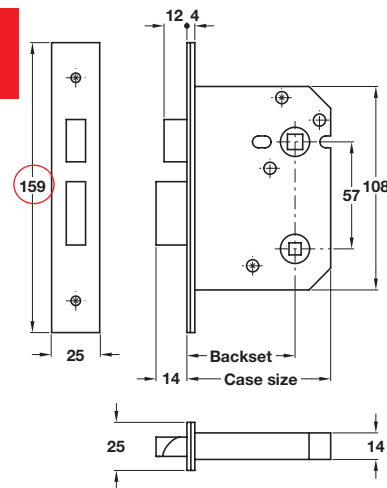
Order qty: 1 pc



Item B.
Catalogue shows 152 mm
Correct dimension is
159 mm

B Modular mortice bathroom lock

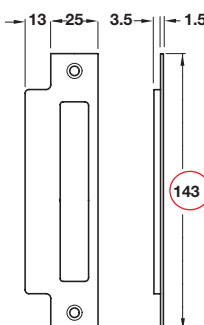
- **Operation:** Latchbolt operated by lever handles. Deadbolt operated by turn/emergency release
- **Case:** Modular epoxy polyester powder coated steel, 14 mm wide
- **Forend:** Square, 2 piece. Stainless steel or brass
- **Strike plate:** Square, flat. Included. Stainless steel or brass
- **Latch bolt:** Brass. Reversible
- **Deadbolt:** Brass, 14 mm throw
- **Follower:** 8 mm brass. Either for **sprung** (standard follower) or **unsprung** (heavy duty follower) furniture
- **5-8 mm** adaptor included for deadbolt follower
- Holed for bolt through furniture at 38 mm centres. 76 mm case size only
- **45 or 57 mm** backset
- Fixing screws included
- For lever handles and turn and release sets refer to **Section 1**



Item B.
Photo amended



Backset 45 mm, case size 63 mm		
Finish:	Standard	Heavy duty
Finish	Cat. No.	Cat. No.
Satin stainless steel	911.03.520	911.03.670
Satin brass	911.03.521	911.03.671
Backset 57 mm, case size 76 mm		
Finish	Cat. No.	Cat. No.
Satin stainless steel	911.03.522	911.03.672
Satin brass	911.03.523	911.03.673



Item B.
Catalogue shows 140 mm
Correct dimension is
143 mm

Rebate sets for these locks are shown on page 25

Order qty: 1 pc

TCH-AI 2008, HUK. Dimensional data not binding. We reserve the right to alter specifications without notice.

19.11.08/2*