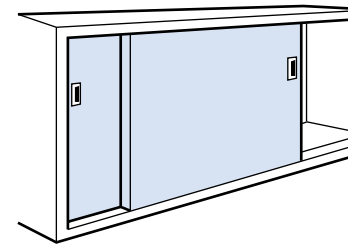


Fittings for Straight Sliding Timber Cabinet Doors

Jason Bottom Rolling

- Application:** Bottom rolling system for cupboard, wardrobe or similar domestic and light commercial doors, single or multiple track runs. Ideal for serving hatch type applications
- Range:** Max. door weight **25 kg**
Max. door height **1500 mm**
Max. door width **1000 mm**



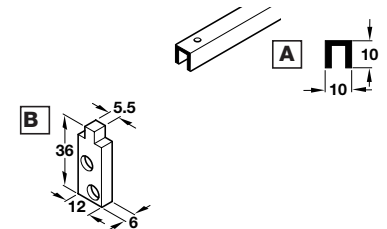
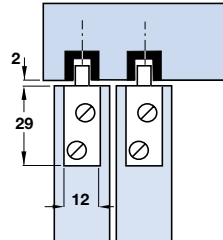
- Recommended door construction**
Min. door thickness: **12 mm** solid
Width: One third height minimum to maintain door operation stability
Handle: Just over half height for best results
- Fixing:** Top channel soffit fixed. Floor track recessed or surface-mounted. Side fixing rollers suit 12 mm doors minimum. Close clearances need to be maintained to ensure correct operation. Position rollers close to edge of door
Sets are supplied complete with fixing screws
- Jason complete fitting sets** are available for two doors. **Jason two door component pack** also available for when two additional doors are added

For ancillary door hardware i.e. locks, handles and bolts etc. refer to page 19

Jason complete fitting sets

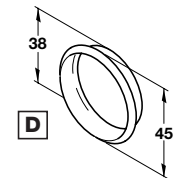
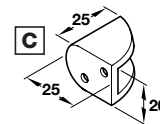
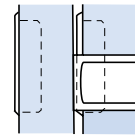
- A Top guide channel.** Drilled and countersunk for wood screws. 1.2 or 1.8 m lengths in packed sets. 1.8 m length only when supplied separately. Aluminium
- B Top guide.** Edge-fixing. Nylon
- C Door stop.** Nylon
- D Finger pull.** 8 mm deep. White plastic
- E Bottom roller.** Back fixing. Steel casing, zinc plated, nylon wheels, ground steel axles
- F Bottom track.** Drilled and countersunk for wood screws. 1.2 or 1.8 m lengths in packed sets. 1.8 m length when supplied separately. Aluminium

Section - top guide channel recessed



Jason complete sets

For 2 doors			
A Top guide channel		2 lengths	
B Top guide		4 pcs	
C Door stop		1 pc	
D Finger pull		2 pcs	
E Bottom roller		4 pcs	
F Bottom track		2 lengths	
Set	Door opening	Track length	Cat. No.
4 J	1.2 m	1.2 m	404.38.015
6 J	1.8 m	1.8 m	404.38.024



Jason two door component pack-2J

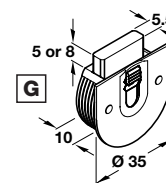
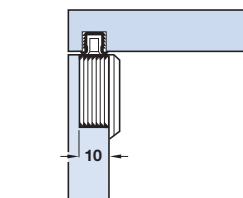
For additional 2 doors	
B Top guide	4 pcs
C Door stop	1 pc
D Finger pull	2 pcs
E Bottom roller	4 pcs
Cat. No.	404.38.006

Order qty: 1 set

Additional set parts	Cat. No.
A Top guide channel, 1.8 m	404.45.018
B Top guide	404.27.000*
E Bottom roller	404.46.700*
F Bottom track, 1.8 m	404.47.018

Order qty: 1 pc/*1 pair

Available as optional extras:



G Alternative top guide

Press-fit back fixing type. Fits guide channel **A**. White or brown plastic

Finish	Brown	White
Cat. No.	404.07.118	404.07.716

Order qty: 1 pc (order 2 pcs per door)

H Alternative mortice bottom roller

Load bearing capacity **20 kg** per panel when used in pairs. Brown plastic

Cat. No.	404.29.105
----------	------------

Order qty: 1 pc (order 2 pcs per door)

