

Fittings for Straight Sliding Timber Cabinet Doors

EKU Clipo 15 SH Infront, with Boss-Type Housing

- Application:** High quality straight sliding top hung cupboard door gear for domestic or light-duty commercial furniture. Inset bottom guiding as standard, overlay (**Mixfront**) bottom guiding also available - information available on request
- Range:** Maximum door weight **15 kg**
For door thickness **13, 16, 19 mm**
- Fittings** are supplied in sets for 2 doors or as separate items
- Choice of three types of top track installations:

For ancillary door hardware i.e. locks, handles and bolts etc. refer to page 19

A Top track

With screw holes for soffit fixing into a groove. For min. 25 mm thick upper carcass. Bright aluminium

Length	2.5 m	3.5 m
Cat. No.	405.87.013	405.87.022

Order qty: 1 pc (2.5 or 3.5 m length)

B Top track

With swivel lug soffit fixing at 100 mm intervals. For min. 19 mm thick upper carcass. **Not suitable for hardwood.** Bright aluminium

Length	2.5 m	3.5 m
Cat. No.	405.86.016	405.86.025

Order qty: 1 pc (2.5 or 3.5 m length)

C Top track

With screw holes for surface soffit fixing. For min. 19 mm thick upper carcass. Anodised aluminium

Length	2.5 m	3.5 m
Cat. No.	405.81.010	405.81.020

Order qty: 1 pc (2.5 or 3.5 m length)

D Track stopper

For top tracks. Grey plastic

Cat. No.	405.83.132
----------	------------

Order qty: 1 pc (order 2 pcs per length of track)

E Running gear

Clip on. Height adjustable ± 1.5 mm. Plastic rollers with metal axle. Anthracite plastic

Cat. No.	405.83.909
----------	------------

Order qty: 1 pc (order 2 pcs per door)

F Housing

Screw fixing. For use with running gear **E**. Anthracite plastic

Cat. No.	405.83.801
----------	------------

Order qty: 1 pc (order 2 pcs per door)

G Guide

Press-fit. For **Infront** doors. Anthracite plastic

Cat. No.	405.83.104
----------	------------

Order qty: 1 pc (order 1 pc per door)

H Lower guide profile

Ribbed for press-fit installation. For use with guide **G**. Anthracite plastic

Length	2.5 m	3.5 m
Cat. No.	405.98.516	405.98.525

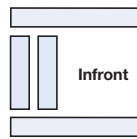
Order qty: 1 pc (2.5 or 3.5 m length)

Clipo 15 SH Infront boss type fitting set

- Comprises fittings **D, E, F** and **G**
- Top tracks and lower profiles are not included in the fitting set and must be ordered separately**

Fitting set	for 2 doors
D Track stopper	4 pcs
E Running gear	4 pcs
F Housing	4 pcs
G Guide	2 pcs
Cat. No.	405.82.215

Order qty: 1 set (order 1 set per pair of doors)



Infront

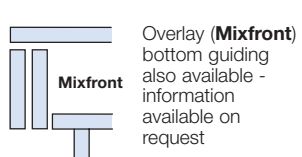


Top track soffit fixing



Bottom track groove mounted in door

With recessed, screw fixing housing for clip on running gear

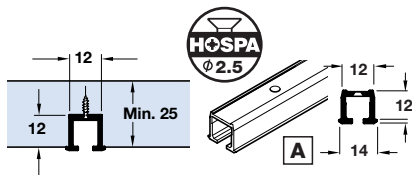
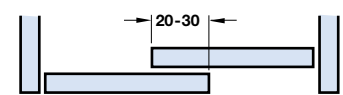


Mixfront

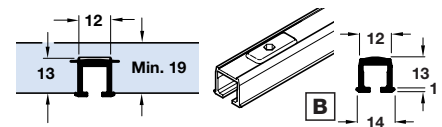
Overlay (**Mixfront**) bottom guiding also available - information available on request



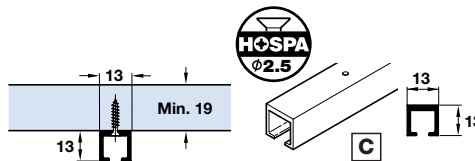
Usual door configuration



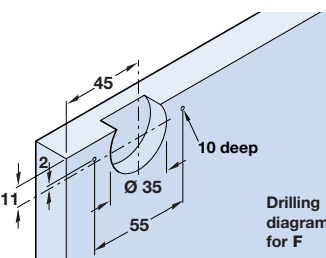
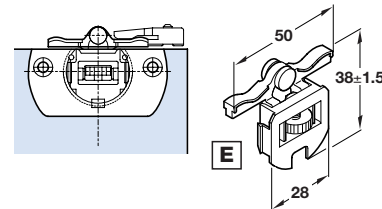
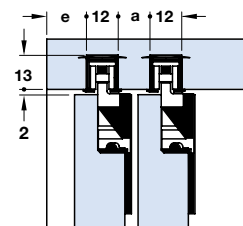
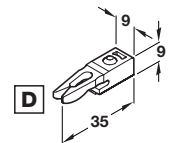
To fasten upper tracks **A**, the upper carcass must be min. 25 mm thick



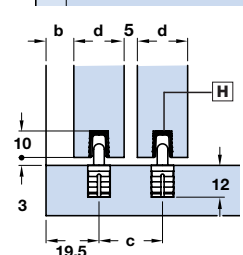
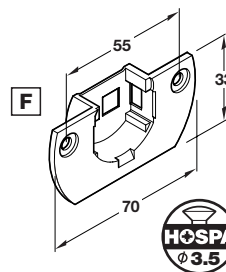
To fasten upper tracks **B** the upper carcass must be min. 19 mm thick. **Not suitable for hardwood.**



To fasten upper track **C**, the upper carcass must be min. 19 mm thick



Drilling diagram for F



Door thickness d	13	16	19
Dim a (mm)	6	9	12
Dim b (mm)	13	11.5	10
Dim c (mm)	18	21	24
Dim e (mm)	12	13.5	15

