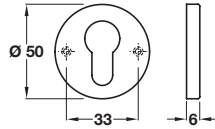


A Escutcheon, profile cylinder

- Concealed fixing
- Fixing screws included
- 304 stainless steel

Finish	Cat. No.
Satin stainless steel	902.52.880
Polished stainless steel	902.52.881

Order qty: 1 pc



Satin stainless steel finish

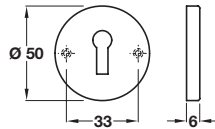


B Escutcheon, standard keyway

- Concealed fixing
- Fixing screws included
- 304 stainless steel

Finish	Cat. No.
Satin stainless steel	902.51.880
Polished stainless steel	902.51.881

Order qty: 1 pc



Satin stainless steel finish

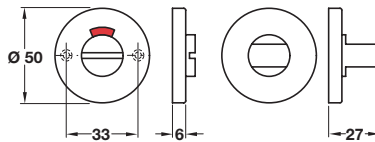


C Emergency release and inside turn

- Concealed fixing
- 5 mm spindle included
- To suit doors 42-50 mm thick
- Fixing screws included
- 304 stainless steel

Finish	Cat. No.
Satin stainless steel	902.54.800
Polished stainless steel	902.54.801

Order qty: 1 set



Polished stainless steel finish



D Emergency release indicator and inside turn

- Concealed fixing
- 5 mm spindle included
- To suit doors up to 44 mm thick
- Fixing screws included
- 304 stainless steel

Finish	Cat. No.
Satin stainless steel	902.54.880
Polished stainless steel	902.54.881

Order qty: 1 set

Item D.
Illustration and photo amended

Satin stainless steel finish

★★★★★

Item E.
Catalogue shows...
'8 mm spindle included'
Correct size is
'5 mm spindle included'

E Emergency release indicator and inside turn

- Concealed fixing
- 5 mm spindle included
- To suit doors up to 44 mm thick
- Fixing screws included
- 304 stainless steel

Finish	Cat. No.
Satin stainless steel	902.54.890
Polished stainless steel	902.54.891

Order qty: 1 set

Satin stainless steel finish

★★★★★

23.06.09/2*