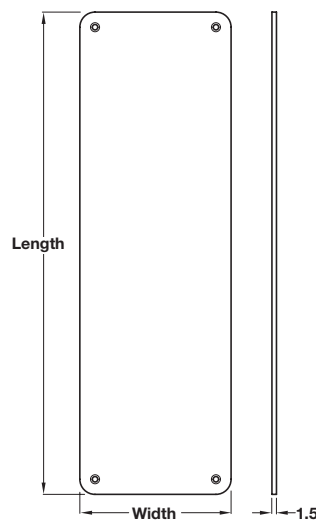


### A Push plate

- Radius corners
- 1.5 mm thick
- Drilled and countersunk
- Fixing screws included
- 304 stainless steel
- Other sizes and square corners made to order, subject to quantity

Length x width	Polished stainless steel	Satin stainless steel
300 x 75 mm	987.14.830	987.14.831
325 x 75 mm	987.14.840	987.14.841
300 x 100 mm	987.14.930	987.14.931
400 x 100 mm	987.14.940	987.14.941
600 x 100 mm	987.14.960	987.14.961
750 x 100 mm	987.14.975	987.14.976
900 x 100 mm	987.14.990	987.14.991

Order qty: 1 pc



Polished stainless steel finish

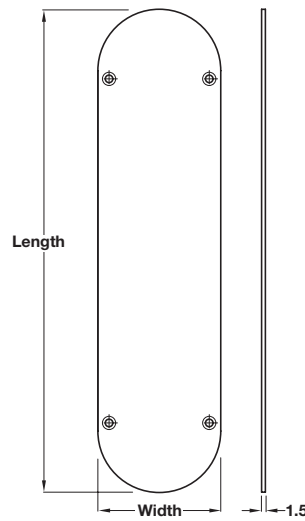


### B Push plate

- Radius ends
- 1.5 mm thick
- Drilled and countersunk
- Fixing screws included
- 304 stainless steel

Length x width	Polished	Satin
375 x 85 mm	987.19.931	901.68.237
475 x 85 mm	987.19.941	987.19.940

Order qty: 1 pc



Satin stainless steel finish




### C Kicking/midrail plate

- Square corners
- 1.5 mm thick
- Drilled and countersunk
- Fixing screws included
- 304 stainless steel
- Other sizes made to order, subject to quantity. Maximum size 2400 x 1200 mm

Length x width	Polished stainless steel	Satin stainless steel
700 x 150 mm	987.18.301	987.18.300
700 x 200 mm	987.20.601	987.20.600
700 x 300 mm	987.20.701	987.20.700
725 x 150 mm	987.18.311	987.18.310
725 x 200 mm	987.20.611	987.20.610
725 x 300 mm	987.20.711	987.20.710
750 x 150 mm	987.18.321	987.18.320
750 x 200 mm	987.20.621	987.20.620
750 x 300 mm	987.20.721	987.20.720
800 x 150 mm	987.18.331	987.18.330
800 x 200 mm	987.20.631	987.20.630
800 x 300 mm	987.20.731	987.20.730
825 x 150 mm	987.18.341	987.18.340
825 x 200 mm	987.20.641	987.20.640
825 x 300 mm	987.20.741	987.20.740
870 x 150 mm	987.18.351	987.18.350
870 x 200 mm	987.20.651	987.20.650
870 x 300 mm	987.20.751	987.20.750
900 x 150 mm	987.18.361	987.18.360
960 x 400 mm	987.20.871	987.20.870
990 x 400 mm	987.20.881	987.20.880

Order qty: 1 pc



Polished stainless steel finish

