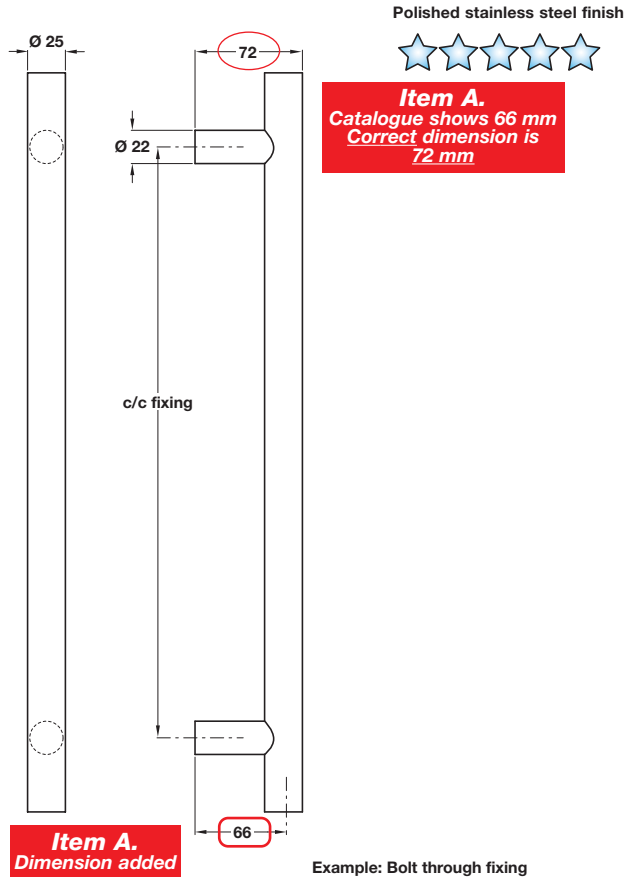


1

Compatibility rating



For full explanation see page 2




A APPALACHIAN Ø 25 mm round section pull handle

- Single pull handle
- Bolt through fixing
- M8 through fixing bolts included
- To suit doors up to **54 mm** thick
- 316 stainless steel

c/c fixing	300 mm	425 mm	600 mm
Satin stainless steel	903.09.520	903.09.522	903.09.524
Polished stainless steel	903.09.521	903.09.523	903.09.525

Order qty: 1 pc

Example: Bolt through fixing



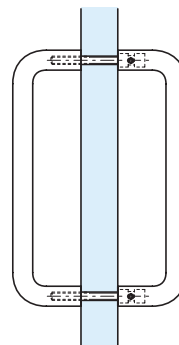
B APPALANCHIAN Ø 25 mm round section pull handle

- Pair of pull handles
- Back to back fixing
- M8 through fixing bolts included
- To suit doors up to **54 mm** thick
- 316 stainless steel

c/c fixing	300 mm	425 mm	600 mm
Satin stainless steel	903.10.520	903.10.522	903.10.524
Polished stainless steel	903.10.521	903.10.523	903.10.525

Order qty: 1 pair

Example: Back to back fixing

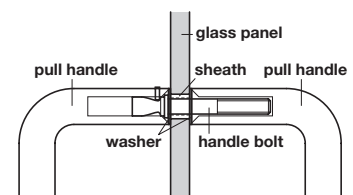
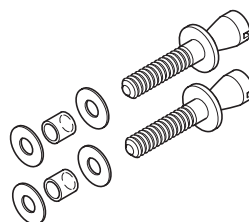


C Back to back fixings, glass

- To convert item **B** to glass door fixing
- Pair of nylon sheaths
- 4 x Ø 22 mm nylon washers
- Special M8 fixing bolts included
- To suit doors **8-18 mm** thick
- Ø 13 mm hole required

Cat. No.	909.00.921
----------	------------

Order qty: 1 set



13.10.08/1*