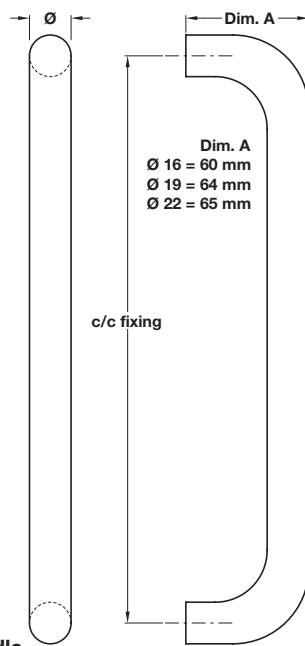


### Compatibility rating



For full explanation see page 2



Satin stainless steel finish




### A SNOWDON/BEN NEVIS round section pull handle

- Single pull handle
- Bolt through fixing
- M6 or M8 through fixing bolts included
- To suit doors up to **54 mm** thick
- 316 stainless steel

Centre to centre fixing						
Ø 16 mm (M6)	150 mm	225 mm	300 mm	425 mm	650 mm	1000 mm
Satin stainless steel	903.09.160	903.09.260	903.09.360	903.09.460	-	-
Polished stainless steel	903.09.161	903.09.261	903.09.361	903.09.461	-	-
Ø 19 mm (M8)						
Satin stainless steel	903.09.190	903.09.290	903.09.390	903.09.490	903.09.060	903.09.100
Polished stainless steel	903.09.191	903.09.291	903.09.391	903.09.491	903.09.061	903.09.101
Ø 22 mm (M8)						
Satin stainless steel	903.09.120	903.09.220	903.09.320	903.09.420	903.09.020	903.09.022
Polished stainless steel	903.09.121	903.09.221	903.09.321	903.09.421	903.09.021	903.09.023

Order qty: 1 pc

Example: Bolt through fixing



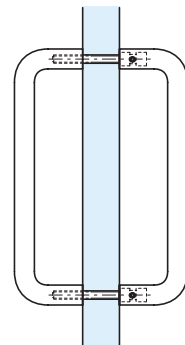
### B SNOWDON/BEN NEVIS round section pull handle

- Pair of pull handles
- Back to back fixing
- M6 or M8 through fixing bolts included
- To suit doors up to **54 mm** thick
- 316 stainless steel

Centre to centre fixing						
Ø 16 mm (M6)	150 mm	225 mm	300 mm	425 mm	650 mm	1000 mm
Satin stainless steel	903.10.160	903.10.260	903.10.360	903.10.460	-	-
Polished stainless steel	903.10.161	903.10.261	903.10.361	903.10.461	-	-
Ø 19 mm (M8)						
Satin stainless steel	903.10.190	903.10.290	903.10.390	903.10.490	903.10.060	903.10.100
Polished stainless steel	903.10.191	903.10.291	903.10.391	903.10.491	903.10.061	903.10.101
Ø 22 mm (M8)						
Satin stainless steel	903.10.120	903.10.220	903.10.320	903.10.420	903.10.020	903.10.022
Polished stainless steel	903.10.121	903.10.221	903.10.321	903.10.421	903.10.021	903.10.023

Order qty: 1 pair

Example: Back to back fixing



### C Glass door fixing set

- To convert item **B** to glass door fixing
- Pair of nylon sheaths
- 4 x nylon washers
- Special M8 or M6 fixing bolts included
- To suit doors **8-18 mm** thick
- Ø 13 mm hole required

For pull handle	Fixing bolts	Cat. No.
Ø 16 mm	M6	909.00.920
Ø 19 mm	M8	909.00.900
Ø 22 mm	M8	909.00.921

Order qty: 1 set

