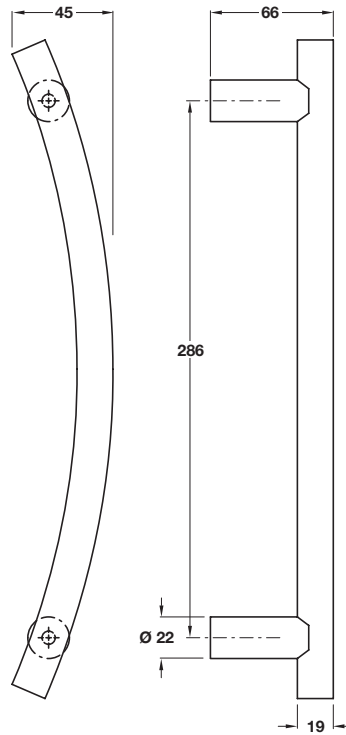


Compatibility rating



For full explanation see page 2

Satin stainless steel finish




A RUSHMORE round section pull handle

- Single pull handle
- Bolt through fixing
- M8 through fixing bolts included
- To suit doors up to **54 mm** thick
- 316 stainless steel

Finish	Cat. No.
Satin stainless steel	903.09.650
Polished stainless steel	903.09.651

Order qty: 1 pc

Example: Bolt through fixing



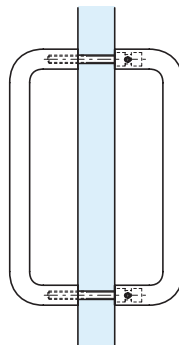
B RUSHMORE round section pull handle

- Pair of pull handles
- Back to back fixing
- M8 through fixing bolts included
- To suit doors up to **54 mm** thick
- 316 stainless steel

Finish	Cat. No.
Satin stainless steel	903.10.650
Polished stainless steel	903.10.651

Order qty: 1 pair

Example: Back to back fixing



C Back to back fixings, glass

- To convert item **B** to glass door fixing
- Pair of nylon sheaths
- 4 x **Ø 22 mm** nylon washers
- Special M8 fixing bolts included
- To suit doors **8-18 mm** thick
- Ø 13 mm hole required

Cat. No.	909.00.921
----------	------------

Order qty: 1 set

