

# Fittings for Straight Sliding Timber Cabinet Doors

## Top Guides and Bottom Rollers

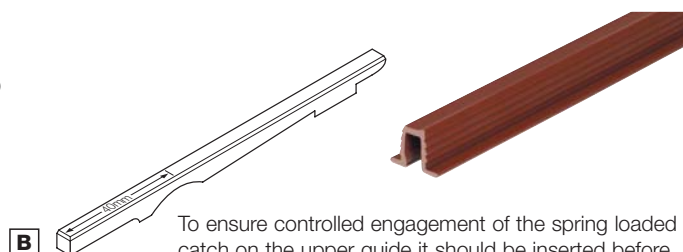
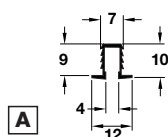
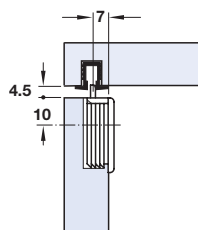
- **Application:** Sliding door fittings for light duty applications with bottom rollers and upper guides. Suitable for general purpose furniture.

Bottom rollers are recess mounted and screw fixed.

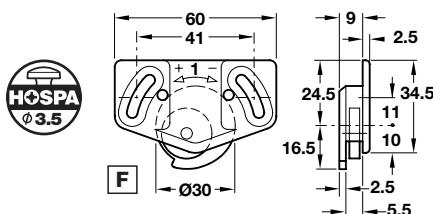
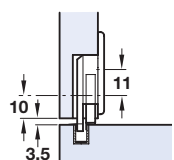
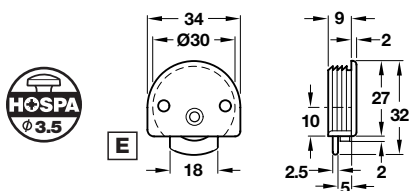
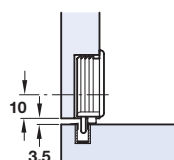
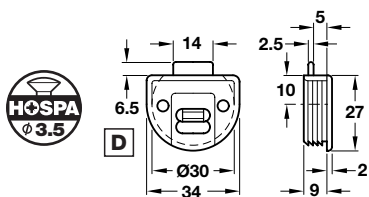
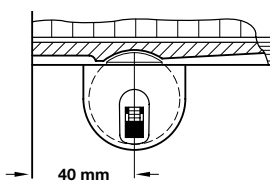
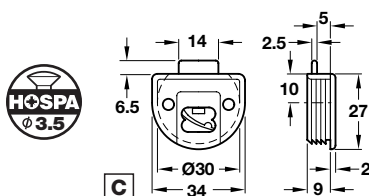
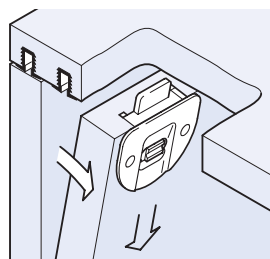
- **Range:** Maximum door weight **12 kg**  
Minimum door thicknesses **12 mm**
- **For ancillary door hardware** i.e. locks, handles and bolts etc. refer to page **19**



Unless otherwise indicated fixing screws are not included and must be ordered separately. The logo shown indicates the type of screw required; fixing screws are shown on Section 11 page 3.



To ensure controlled engagement of the spring loaded catch on the upper guide it should be inserted before the guide track is pressed into the groove



### Reversible track/channel

Item	Description	Base material and finish	1 pc = 3.0 m
<b>A</b>	Reversible track/channel, press fit with flanged edges and ribbed shoulder	Brown plastic	404.14.104
or <b>A</b>	Reversible track/channel, press fit with flanged edges and ribbed shoulder	White plastic	404.14.702

### Guides and bottom rollers

Item	Description	Base material and finish	Order qty per door	Cat. No.
<b>B</b>	Guide retainer spring loaded	Natural coloured plastic	2 pcs	404.06.004
<b>C</b>	Guide, press-fit spring loaded	Brown plastic	2 pcs	404.21.154
or <b>D</b>	Guide bolt, press-fit lockable	Brown plastic	2 pcs	404.21.109
<b>E</b>	Bottom roller, press-fit with double bearing mounted axle	Brown plastic	2 pcs	404.22.106
or <b>F</b>	Bottom roller, recessed with double bearing mounted axle	Brown plastic	2 pcs	404.22.151

TCH-FF 2010, HUK. Dimensional data not binding. We reserve the right to alter specifications without notice.