

# Fittings for Pivot Sliding Cabinet Doors

## Accuride 1234, Horizontal and Vertical Use

### Accuride 1234 pivot sliding door runners

- **Application:** Concealed doors, wall units and cabinets. For inset and overlay doors
- **For horizontal and vertical use**
- Maximum door weight **14 kg**
- Door thickness from **16-27 mm**
- Maximum door height **1100 mm**
- Installed in 3 easy steps
- Hold-out feature at maximum extension for ease of door operation
- Black zinc-plated steel

80,000



Installed length	Extension length	Dim. A	Dim. B	Cat. No.
354 mm	239 mm	-	224	408.35.336
405 mm	289 mm	-	320	408.35.341
456 mm	340 mm	-	352	408.35.346
506 mm	391 mm	-	416	408.35.351
557 mm	442 mm	352	480	408.35.356
608 mm	493 mm	352	480	408.35.361

Order qty: 1 pair (per door)



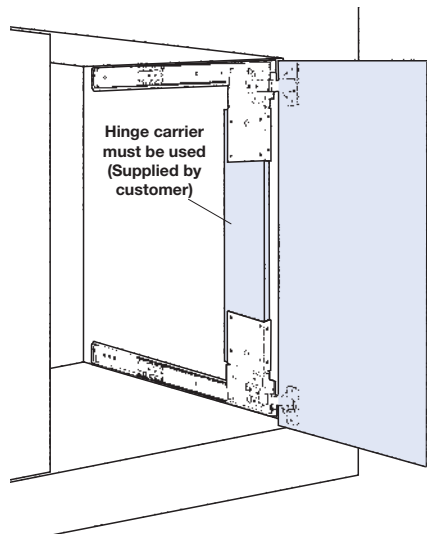
#### Click-on hinges for inset doors

- Minimum door thickness **16 mm**, max. **27 mm**
- Nickel-plated pressed steel
- **\*Can be used with Soft Close mechanism** - refer to Section 6 page 27

35 mm cup: Inset doors from <b>16 mm - 21 mm</b>	Cat. No.	322.11.531*
40 mm cup: Inset doors from <b>22 mm - 27 mm</b>	Cat. No.	322.13.631

Order qty: 1 pc (order 2 pcs per door)

Catalogue shows...  
'322.11.532'  
Correct compatible hinges are  
'322.11.531 & 322.13.631'



#### Concealed hinge, full overlay



- Opening angle **95°**
- Sprung
- Ø 40 mm screw fixing cup with click on arm
- Nickel-plated pressed steel cup and nickel-plated zinc alloy arm

Crank	Cat. No.
0 mm	322.13.630

Order qty: 1 pc (order 2 pcs per door)



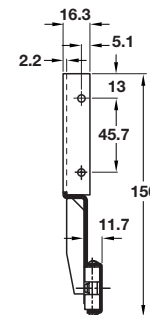
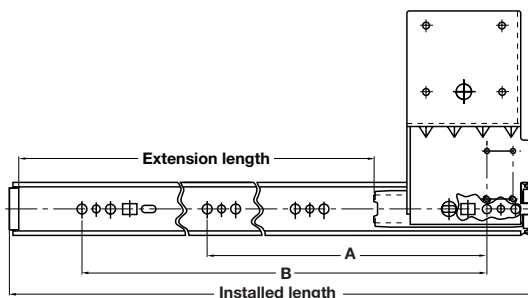
#### Super compact cruciform mounting plate



- Screw fixing, for click-on system hinges
- Two part plate with external height adjustment
- Nickel-plated zinc alloy and pressed steel

Height	Cat. No.
0 mm	322.85.750

Order qty: 1 pc (order 2 pcs per door)



**Installed length** = Minimum carcass depth required to install fitting

**Extension length** = Maximum door width that can be withdrawn inside the carcass