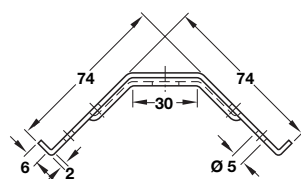
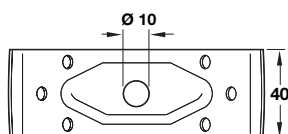


Leg screw fixed through  
centre hole of corner brace

Table frame grooved  
to accept corner brace



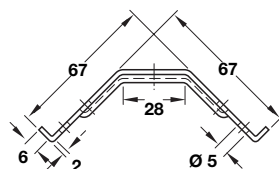
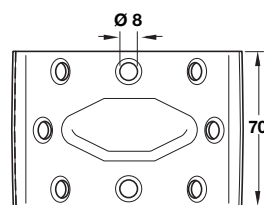
### A Corner brace

- For attaching table legs to table frame
- Tables designed to make use of corner braces can be stored, packed and transported in knock-down form
- Galvanised steel



|              | Cat. No.   |
|--------------|------------|
| Corner brace | 641.00.901 |

Order qty: 1 pc



### B Corner brace

- For attaching table legs to table frame
- Tables designed to make use of corner braces can be stored, packed and transported in knock-down form
- Galvanized steel



|              | Cat. No.   |
|--------------|------------|
| Corner brace | 641.00.910 |

Order qty: 1 pc



**Important note:** Unless otherwise indicated fixing screws are not included and must be ordered separately.

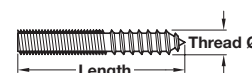
The symbol shown next to the drawing indicates the type and size of screw required.

**Fixing materials** can be found in **Section 11** from page **3**.



### C Wood to metal dowel

- Self-coloured steel



| Length | Ø M8       | Ø M10      |
|--------|------------|------------|
| 40 mm  | 026.01.030 | -          |
| 50 mm  | 026.01.031 | -          |
| 60 mm  | 026.01.032 | 026.01.052 |
| 80 mm  | -          | 026.01.054 |

Order qty: 1 pc



### D Wing nut

- Zinc-plated steel



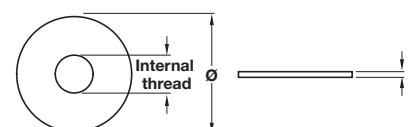
| Ø internal thread | M8         | M10        |
|-------------------|------------|------------|
| Cat. No.          | 034.40.908 | 034.40.910 |

Order qty: 1 pc



### E Washer

- Zinc-plated steel



| Ø internal thread | M8         | M10        |
|-------------------|------------|------------|
| Overall Ø         | 25 mm      | 30 mm      |
| Cat. No.          | 037.22.908 | 037.22.909 |

Order qty: 1 pc