


Application:

- For individual design and assembly of table legs, supporting legs for counters, wardrobes etc.
- For assembly 1 cone each is required for the mounting plate and the Rondella wheel
- Press in cone and adjusting foot. Do not knock in

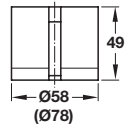


Carrying capacity is dependant on the type of material, size and weight of the construction. Please contact Technical Sales detailing the above information



C Cone

- For use with steel tubes
- With M10 internal thread
- Dark grey zinc alloy and plastic



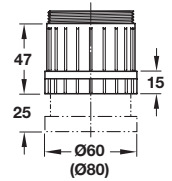
For tube Ø	60 mm	80 mm
Cat. No.	635.06.025	635.07.022

Order qty: 1 pc



D Adjustable foot

- For use with steel tubes
- With + 25 mm height adjustment
- Black plastic



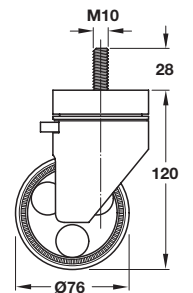
For tube Ø	60 mm	80 mm
Cat. No.	635.06.007	635.07.004

Order qty: 1 pc



E Swivel castor

- For use with Ø 60 mm steel tubes
- With brake for wheel and guide movement
- Carrying capacity **150 kg**
- Installation height 120 mm
- Black plastic



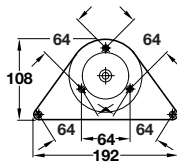
	Cat. No.
Swivel castor	661.29.300

Order qty: 1 pc



A Mounting plate

- For Ø 60 and Ø 80 mm legs
- With M10 x 25 mm threaded bolt
- Fixing materials included
- Dark grey zinc alloy



	Cat. No.
Mounting plate	635.06.016

Order qty: 1 pc



B Steel tube

- Wall thickness 1.2 mm
- Tube length 1300 mm
- Steel

Finish	Ø 60 mm	Ø 80 mm
Polished chrome plated	635.20.213	635.21.213
Stainless steel col. lacquered	635.20.413	635.21.413

Order qty: 1 pc