

# Castors

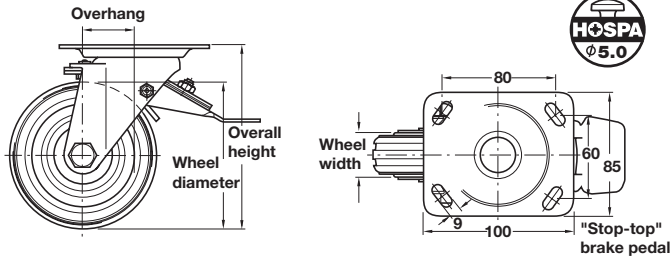
## Heavy Duty Fixed and Swivel Castors



**Important note:** Unless otherwise indicated fixing screws are not included and must be ordered separately.

The symbol shown next to the drawing indicates the type and size of screw required.

**Fixing materials** can be found in **Section 11** from page **3**.

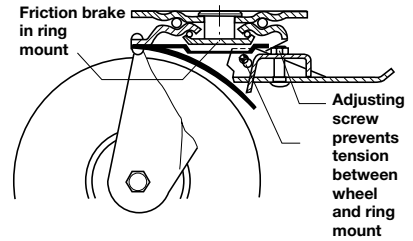


### A Swivel castor, plate fixing

- Foot operated brake stops wheel rotation and castoring action simultaneously when brake pedal is applied
- Brake is adjustable to compensate for tread, wear and tear
- Two enclosed ball races are fitted in the ring mount
- There are maintenance free roller bearings in the hollow steel hubs secured with hub nuts
- Galvanized steel bracket and wheel, solid rubber profiled tyre

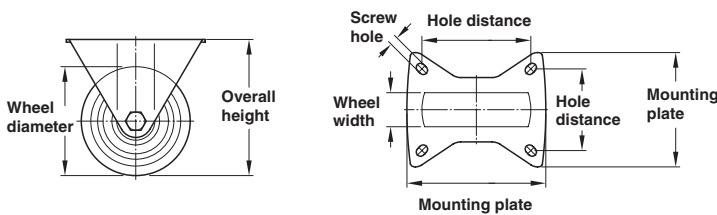
Wheel Ø	80 mm	100 mm	125 mm
Wheel width	25 mm	30 mm	37.5 mm
Overhang	35 mm	35 mm	40 mm
Overall height	100 mm	125 mm	150 mm
Max load per wheel	approx <b>50 kg</b>	approx <b>70 kg</b>	approx <b>100 kg</b>
Cat. No.	670.03.203	670.03.212	670.03.221

Order qty: 1 pc



7

Castors, Feet, Legs and Table Fittings



### B Fixed castor, plate fixing

- Two enclosed ball races are fitted in the ring mount
- There are maintenance free roller bearings in the hollow steel hubs secured with hub nuts
- Galvanized steel bracket and wheel, solid rubber profiled tyre

Wheel Ø	80 mm	100 mm	125 mm	160 mm
Wheel width	25 mm	30 mm	37.5 mm	40 mm
Overall height	100 mm	125 mm	150 mm	195 mm
Mounting plate length x width	100 x 85 mm	100 x 85 mm	100 x 85 mm	140 x 110 mm
Hole distances	80 x 60 mm	80 x 60 mm	80 x 60 mm	105 x 75-80 mm
Screw hole	9 mm	9 mm	9 mm	11 mm
Max load per wheel	approx <b>50 kg</b>	approx <b>70 kg</b>	approx <b>100 kg</b>	approx <b>135 kg</b>
Cat. No.	670.02.206	670.02.215	670.02.224	670.02.242

Order qty: 1 pc

TCH-FF 2010, HUK. Dimensional data not binding. We reserve the right to alter specifications without notice.