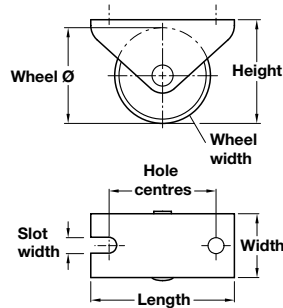




Important note: Unless otherwise indicated fixing screws are not included and must be ordered separately.

The symbol shown next to the drawing indicates the type and size of screw required.

Fixing materials can be found in **Section 11** from page 3.



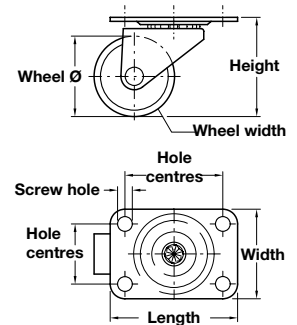
A Fixed castor



- Without brake or swivel
- Maximum load carrying capacity from **15 to 35 kg**
- If mounted wheel uppermost, can be used as conveyor system
- Chromatized galvanized steel housing, plastic wheel

Technical data				
Wheel Ø	15 mm	25 mm	30 mm	45 mm
Height	17.5 mm	28 mm	32 mm	48.5 mm
Wheel width	13 mm	13 mm	15 mm	18 mm
Hole centres	20 mm	30 mm	35 mm	54 mm
Width	17 mm	17 mm	20 mm	24.5 mm
Length	30 mm	40 mm	45 mm	67 mm
Slot width	4 mm	4.3 mm	5 mm	5.2 mm
Fixed castor				
Wheel Ø	15 mm	25 mm	30 mm	45 mm
Load capacity	15 kg	20 kg	25 kg	35 kg
Cat. No.	661.23.322	661.23.304	661.23.313	661.25.906

Order qty: 1 pc



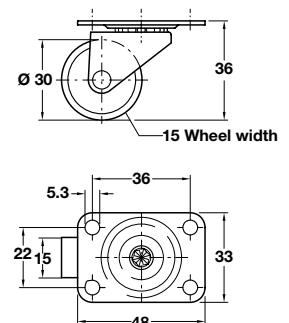
B Swivel castor



- With 38 x 38 mm or 45 x 45 mm mounting plate
- Without brake
- Maximum load carrying capacity from **30 to 35 kg**
- Galvanized steel housing, black plastic wheel

Technical data		
Wheel Ø	30 mm	40 mm
Height	48 mm	56 mm
Wheel width	15 mm	18 mm
Hole centres	30 mm	33 mm
Width	38 mm	45 mm
Length	38 mm	45 mm
Screw hole Ø	4.3 mm	5.3 mm
Swivel castors		
Wheel Ø	30 mm	40 mm
Load capacity	30 kg	35 kg
Cat. No.	662.03.861	662.03.870

Order qty: 1 pc



C Swivel castor

- Ø 30 mm
- With 48 x 33 mm mounting plate
- Without brake
- Maximum load carrying capacity approx **15 kg** per castor
- Galvanized steel housing, black plastic wheel



Cat. No.	
Swivel castor	662.03.852

Order qty: 1 pc

TCH-FF 2010, HUK. Dimensional data not binding. We reserve the right to alter specifications without notice.