

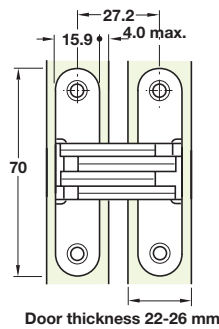
A Soss hinge 208

- Fixing screws supplied:
4 x Countersunk head Ø 4.0 x 30 mm
- For door thickness **22-26 mm**
- Zinc alloy hinge with brass-plated steel links or stainless steel links

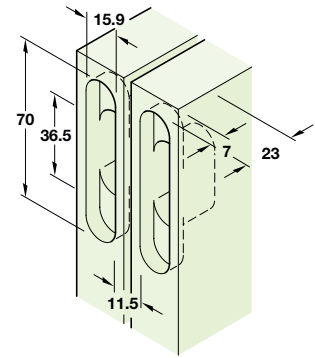
Finish	Cat. No.
Brass-plated	341.07.545
Nickel-plated	341.07.745

Finish	Cat. No.
Brass-plated	341.07.548
Nickel-plated	341.07.748

Order qty: 1 pc



Door thickness 22-26 mm



- See **page 65**, Choosing the right Soss hinge
- See **page 68**, Routing Jigs for Soss hinges

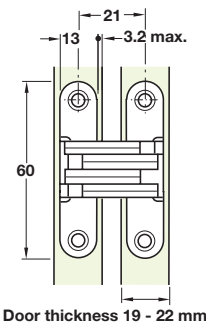
B Soss hinge 204

- Fixing screws supplied:
4 x Countersunk head Ø 4.0 x 30 mm
- For door thickness **19-22 mm**
- Zinc alloy hinge with brass-plated steel links or stainless steel links

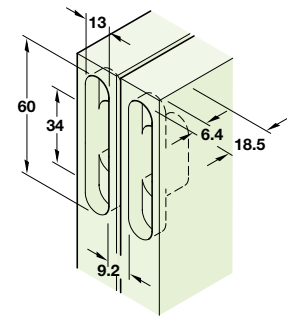
Finish	Cat. No.
Brass-plated	341.07.536
Nickel-plated	341.07.736

Finish	Cat. No.
Brass-plated	341.07.538
Nickel-plated	341.07.738

Order qty: 1 pc



Door thickness 19 - 22 mm

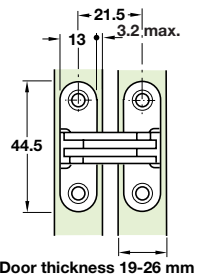


C Soss hinge 203

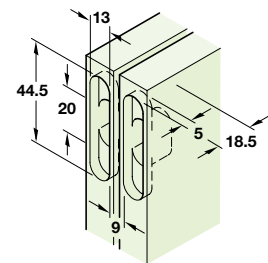
- Fixing screws supplied:
4 x Countersunk head Ø 3.5 x 25 mm
- For door thickness **19-26 mm**
- Zinc alloy hinge with brass-plated steel links

Finish	Cat. No.
Brass-plated	341.07.527
Nickel-plated	341.07.727

Order qty: 1 pc



Door thickness 19-26 mm

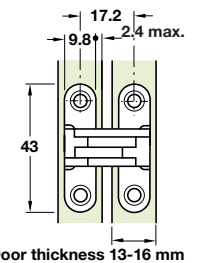


D Soss hinge 101

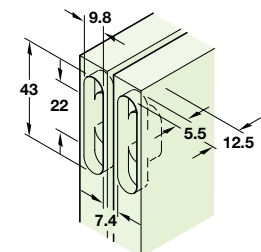
- Fixing screws supplied:
4 x Countersunk head Ø 2.4 x 20 mm
- For door thickness **13-16 mm**
- Zinc alloy hinge with brass-plated steel links

Finish	Cat. No.
Brass-plated	341.07.518
Nickel-plated	341.07.718

Order qty: 1 pc



Door thickness 13-16 mm

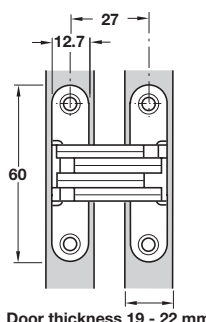


E Soss hinge 205

- **For metal door installation only**
- Fixing screws supplied:
4 x Countersunk Ø4 x 31 mm
- For door thickness **19-22 mm**
- Zinc alloy

Finish	Cat. No.
Nickel-plated	341.18.703

Order qty: 1 pc



Door thickness 19 - 22 mm

