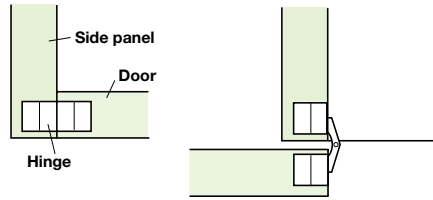


Zysa, Soss and concealed hinges

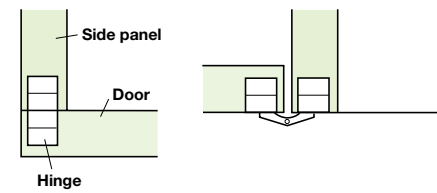
- Opening angle 180°
- Machine drilling possible
- Unhanded designed

Mounting examples for all concealed hinges depicted on this page and following pages

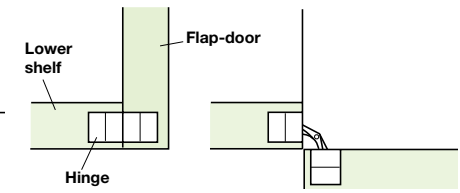
Example installation of inset door



Example installation of overlay door



Example installation of overlay flap type door

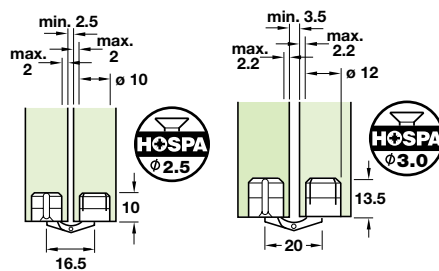


Zysa hinge

- Opening angle 180°
- Machine drilling possible
- Unhanded design
- The hinge is secured in the door or panel by tightening a tensioning screw
- Using a chipboard or wood screw gives additional security
- Matt brass

Drilling hole Ø	Ø 10 mm	Ø 12 mm
Cat. No.	341.22.506	341.23.503

Order qty: 1 pc



Drill bits

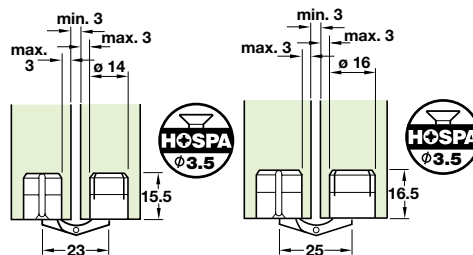
For drill hole Ø	Toolsteel	Carbide
Ø 10 mm	001.20.410	001.24.489
Ø 18 mm	-	001.06.365

Order qty: 1 pc

Zysa hinge

Drilling hole Ø	Ø 14 mm	Ø 16 mm
Cat. No.	341.13.507	341.11.503

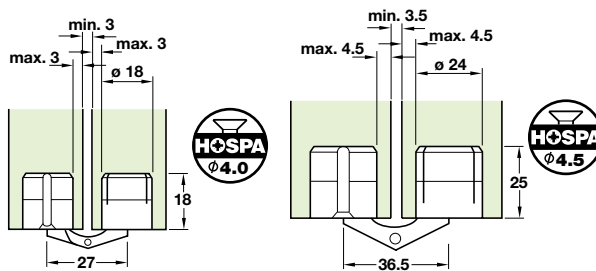
Order qty: 1 pc



Zysa hinge

Drilling hole Ø	Ø 18 mm	Ø 24 mm
Cat. No.	341.12.500	341.14.504

Order qty: 1 pc

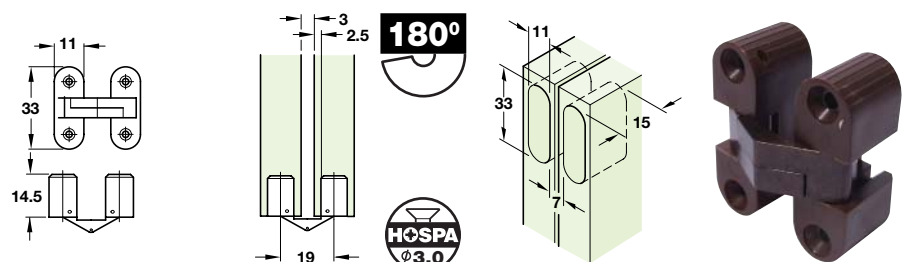


Concealed hinge

- Opening angle 180°
- Machine drilling possible
- Unhanded design
- Hinge fixing: Self-tapping cams
- For minimum door and side panel thicknesses of 16 mm
- Brown plastic case, with bronze-plated brass links

Opening angle	Cat. No.
180°	341.04.101

Order qty: 1 pc



TCH-FF 2010, HUK. Dimensional data not binding. We reserve the right to alter specifications without notice.