

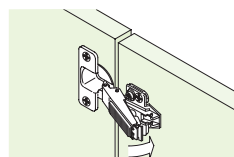

Concealed Hinges

Grass Pie-Cut Corner Hinges

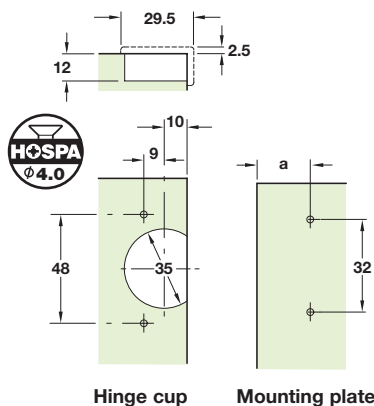
Pie cut corner hinge

- Opening angle **155°**
- For door thickness **16 to 22 mm**
- Ø 35 mm cup
- Screw fixing
- Click on arms
- Nickel-plated zinc alloy hinge
- **Mounting plates** are shown on pages **22-24**
- **Wide-angle hinge** is shown on page **14**

Screw fixing



Click on



Screw fixing	
Cat. No.	322.31.610

Order qty: Multiples of 10 pcs

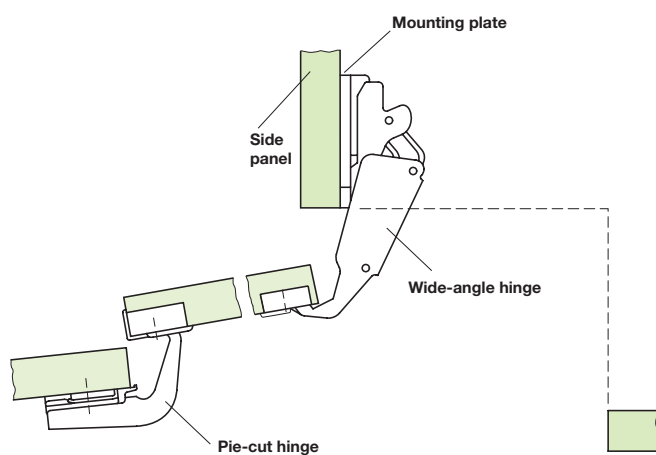
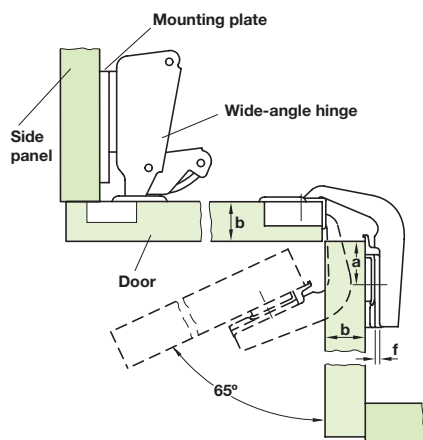
Mounting screws

- Hospa chipboard screws, counter-sunk head, Ø 4.0 mm with cross slots
- Nickel-plated steel



Length	Cat.No.	Order qty
15 mm	015.35.824	1000
17 mm	015.35.833	1000
20 mm	015.35.842	1000

Door thickness	Distance from edge	Mounting plate thickness
b	a	f
16	25	4
17	24	4
18	22	2
19	21	2
20	20	2
21	18	0
22	17	0



TCH-FF 2010, HUK. Dimensional data not binding. We reserve the right to alter specifications without notice.