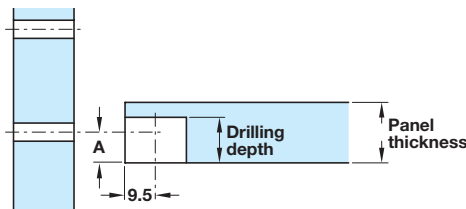
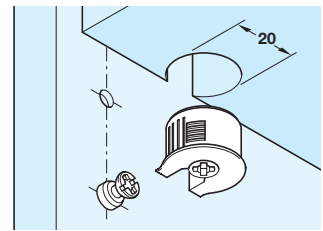


- **Rafix housings** zinc alloy or plastic
- For  $\varnothing$  7 mm connecting bolts, shown on pages **30-33**
- For wood thicknesses from 16 and 19 mm
- Available with or without ridge
- **Rafix flush fitting housings** are shown below, item **C**
- **Rafix 32 housings** are shown on **29**
- **Rafix TAB housings** are shown on **30**
- **Rafix SH 30 housings and bolts** are shown on page **34**



**Drilling depth X** = depending on housing type and wood thickness (see ordering table)  
**Dimension A** = 1/2 wood thickness (see ordering table)



**Without ridge:** The horizontal panel can be installed end-on or from above

**With ridge:** The horizontal panel can only be installed from above and the cabinet elements are pre-assembled

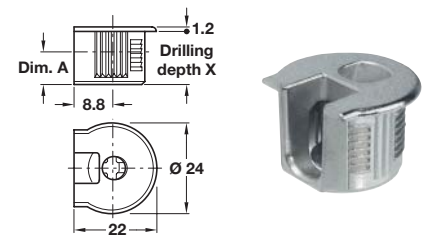
Refer to page **26** for further information on 'with ridge' and 'without ridge'.

### A Rafix-SE housing

- **Zinc alloy** housing with zinc alloy tightening element
- For wood thickness from 16 or 19 mm

For wood thickness from	Dim. A	Drilling depth X	Cat. No.	
			Nickel-plated	Bronzed
<b>Without ridge</b>				
16 mm	8.0 mm	12.7 <sup>+0.2</sup> mm	263.11.703	263.11.103
19 mm	9.5 mm	14.2 <sup>+0.2</sup> mm	263.11.705	263.11.105
<b>With ridge</b>				
16 mm	8.0 mm	12.7 <sup>+0.2</sup> mm	263.15.703	-
19 mm	9.5 mm	14.2 <sup>+0.2</sup> mm	263.15.705	263.15.105

Order qty: Multiples of 100 pcs

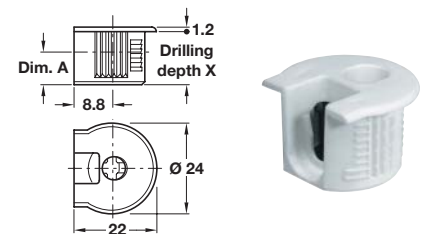


### B Rafix-SE housing

- **Plastic** housing with zinc alloy tightening element
- For wood thickness from 16 mm or 19 mm

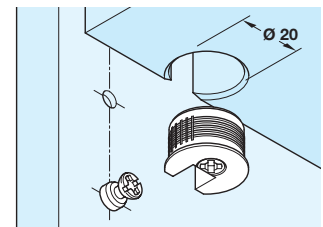
For wood thickness from	Dim. A	Drilling depth X	Cat. No.			
			White	Beige	Brown	Black
<b>Without ridge</b>						
16 mm	8.0 mm	12.7 <sup>+0.2</sup> mm	263.10.703	263.10.403	263.10.103	263.10.303
19 mm	9.5 mm	14.2 <sup>+0.2</sup> mm	263.10.705	263.10.405	263.10.105	263.10.305
<b>With ridge</b>						
16 mm	8.0 mm	12.7 <sup>+0.2</sup> mm	263.14.703	263.14.403	263.14.103	-
19 mm	9.5 mm	14.2 <sup>+0.2</sup> mm	263.14.705	263.14.405	263.14.105	-

Order qty: Multiples of 100 pcs



- **Flush fitting Rafix housings, plastic**
- No projecting parts due to countersunk rim on the housing
- Housing is mounted flush to shelf
- Shelves can be stacked without spacers

**Discontinued** ●  
**Discontinued when stock = 0** +



### C Rafix-SE flush-fitting housing

- **Plastic** housing with zinc alloy tightening element
- For wood thickness from 16 or 19 mm

For wood thickness from	Dim. A	Drilling depth X	Cat. No.				Aluminium coloured
			White	Beige	Brown	Black	
<b>Without ridge</b>							
16 mm	8.0 mm	12.7 <sup>+0.2</sup> mm	263.50.703	263.50.403	263.50.103	- ● 263.50.203	
19 mm	9.5 mm	14.2 <sup>+0.2</sup> mm	263.50.705	263.50.405	263.50.105	263.50.305	
<b>With ridge</b>							
16 mm	8.0 mm	12.7 <sup>+0.2</sup> mm	263.52.703	-	263.52.103	-	

Order qty: Multiples of 100 pcs

