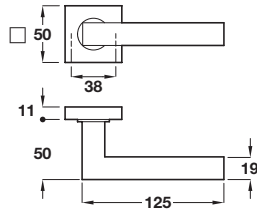


A TEC lever handles

- Pair of lever handles and roses
- Sprung, for use with standard duty followers
- Bolt through fixings and 8 mm spindle included
- To suit doors 35-44 mm thick
- Stainless steel

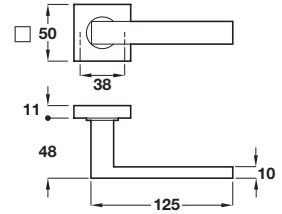


Finish	Cat. No.
Satin stainless steel	902.20.312

Order qty: 1 pair

B METRO lever handles

- Pair of lever handles and roses
- Sprung, for use with standard duty followers
- Bolt through fixings and 8 mm spindle included
- To suit doors 35-44 mm thick
- Stainless steel



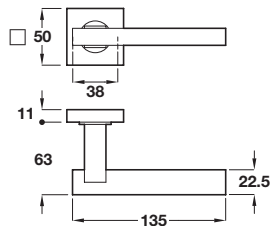
Finish	Cat. No.
Satin stainless steel	902.20.314

Order qty: 1 pair



C VOGUE lever handles

- Pair of lever handles and roses
- Sprung, for use with standard duty followers
- Bolt through fixings and 8 mm spindle included
- To suit doors 35-44 mm thick
- Stainless steel



Cat. No. box:Finish	Cat. No.
Satin stainless steel	902.20.316

Order qty: 1 pair



StarTec door furniture and architectural hardware

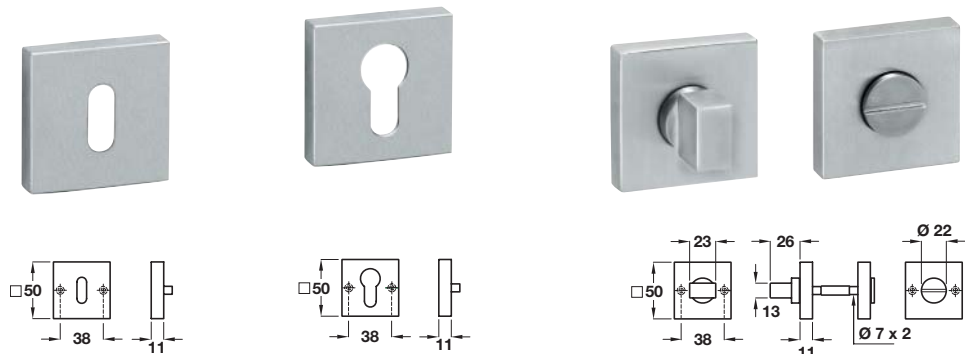
has been specially selected by Häfele U.K. to create a top quality range that complies with all existing UK standards and guidelines, as well as having an excellent price to performance ratio.

To view the complete StarTec range please visit us at our website at www.hafele.co.uk which is updated regularly with new products and exclusive promotional offers and makes ordering fast and easy.



D Lever handle accessories

- **Escutcheons:**
Fixings included
- **WC release and inside turn:**
To suit doors 35-44 mm thick
8 mm spindle and fixings included
- Stainless steel



Finish	Standard keyway escutcheon	Euro profile cylinder escutcheon	WC release and inside turn*
Satin stainless steel	902.51.106	902.52.106	902.53.106

Order qty: 1 pair (*set)