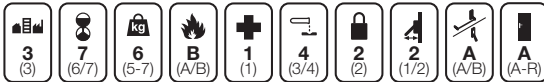
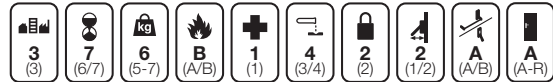


BS EN 1125:2008



BS EN 1125:2008



A Single panic latch

- The StarTec panic exit latch is designed to satisfy the requirements of a panic application:
 Fire rated for timber and steel doors
 Suitable for single doors and the active leaf (1st opening) of a rebated double door set
- 180 x 55 x 98 mm (height x width x depth, excluding bar)
- Suitable for doors up to 1300 mm wide
- **Universal non-handed**
- Tested and approved to **BS EN 1125:2008**, Panic Hardware Standard and is CE marked
- Fully fire tested to **EN 1634-1** for use on timber and steel doors,
- Low projection, category 1 - the hardware stands off the door no more than 100 mm - allowing the hardware to be used on any fire or escape door that will not open beyond 90°
- Can be used with accessories - rim cylinder, digital codelock, or outside access device, shown on page **27**
- Supplied with universal cast striker
- The keep can be surface mounted or morticed into the frame for a single door
- Fixings included

Finish	Left hand	Right hand
Silver powder coated	911.53.198	911.53.199

Order qty: 1 set

EN 1125 - Panic exit applications

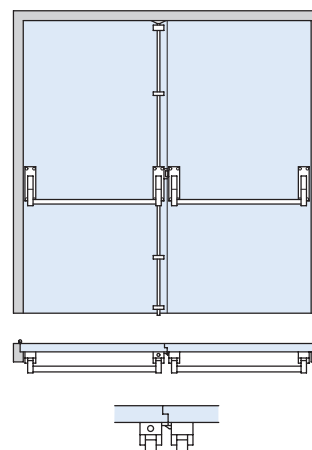
All final escape doors which are used by members of the public are categorised as Panic Exit Doors and must be fitted with escape hardware that has been certified to the European Standard EN 1125. They must provide: "a safe and effective escape through a doorway with minimum effort and without prior knowledge of operation"

B Single panic bolt

- The StarTec panic exit bolt is designed to satisfy the requirements of a panic application:
 Fire rated for timber and steel doors
 Suitable for single doors and the inactive leaf (2nd opening) of a rebated double door set
- 180 x 55 x 98 mm (height x width x depth, excluding bar)
- Suitable for doors up to 1300 mm wide and 2500 mm high
- **Unhanded**
- Tested and approved to **BS EN 1125: 2008**, Panic Hardware Standard and is CE marked
- Fully fire tested to **EN 1634-1** for use on timber and steel doors,
- Low projection, category 1 - the hardware stands off the door no more than 100 mm - allowing the hardware to be used on any fire or escape door that will not open beyond 90°
- Can be used with an outside access device, shown on page **27**
- Supplied with an easy clean socket, horizontal bar and vertical bolts which can be cut on site. For single doors providing two point locking or on the inactive leaf of a rebated set of double doors or on a pair of non-rebated double doors
- Includes an anti-thrust device to prevent the shoot bolt from being retracted
- Adjustable top and bottom shoot bolts, offering +/- 5 mm adjustment
- Fixings included

Finish	Unhanded
Silver powder coated	911.53.012

Order qty: 1 set



Rebated double door solution

Diagram left shows:
911.53.198 and **911.53.012**
 Panic latch, with striker and single panic bolt.