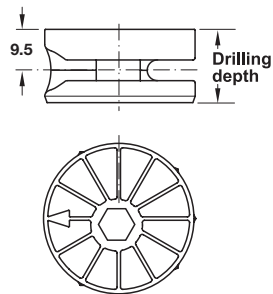
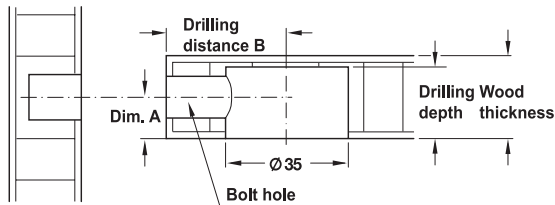
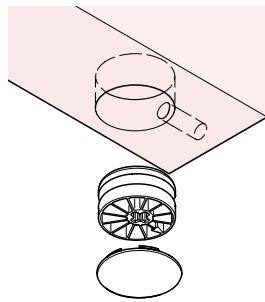


Connecting Fittings for High Loads

Maxifix E Connector Housings and Bolts

Maxifix E connector housings and bolts

Particularly suitable for connections that are permanently subjected to high loads such as connections in cabinets and beds, counters and post furniture. The Maxifix E connector is extremely suitable for mass manufacture in the furniture industry.

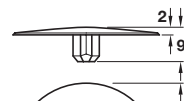


A Maxifix housing

- For wood thickness from 24 mm
- Drilling depth: 1/2 wood thickness + 7.5 mm
- Zinc alloy

Finish	SW 6
Bright	262.87.003
Nickel plated	262.87.703

Order qty: 1 pc



B Maxifix cover cap

- Plastic

Finish	Cat. No.
Brown	262.87.190
Black	262.87.390
White	262.87.790

Order qty: 1 pc

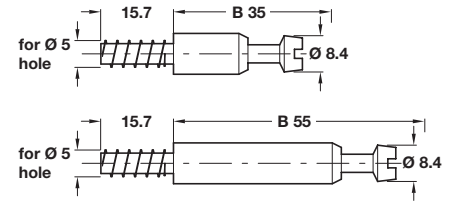


C Allen key, SW 6

- Galvanized steel

	Cat. No.
Allen key	008.28.260

Order qty: 1 pc

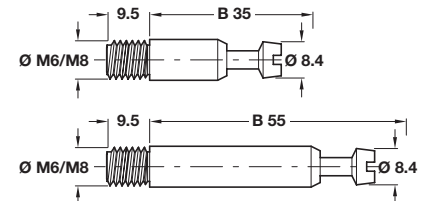


D Maxifix connecting bolt

- With special thread
- Screws directly into Ø 5 mm holes
- Zinc plated steel

Drilling distance B	35 mm	55 mm
Cat. No.	262.87.931	262.87.932

Order qty: Multiples of 50 pcs

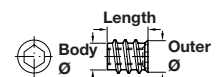


E Maxifix connecting bolt

- With M6 or M8 thread
- Screws into sleeve Cat. No. **030.10.865** (M6) or **030.10.885** (M8), shown on page 72
- Zinc plated steel

Drilling distance B	35 mm	55 mm
M6 thread	262.87.901	262.87.902
M8 thread	262.87.911	262.87.912

Order qty: Multiples of 50 pcs



F Screw in sleeve

- Hexagon socket and flange
- Zinc plated steel

Internal thread	M6	M8
Length	15	17
Outer Ø	12	14
Body Ø	7.5	9.5
Socket head size SW	6	8
Cat. No.	030.10.864	030.10.885

Order qty: Multiples of 100 pcs