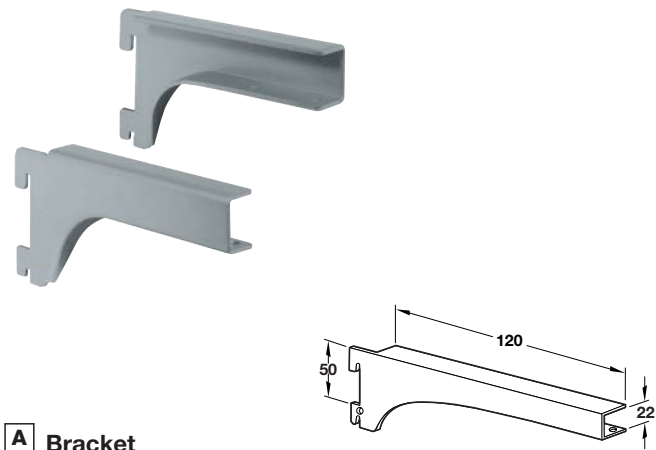


**Note:**\* Load carrying capacities shown are for a shelf with an evenly distributed load

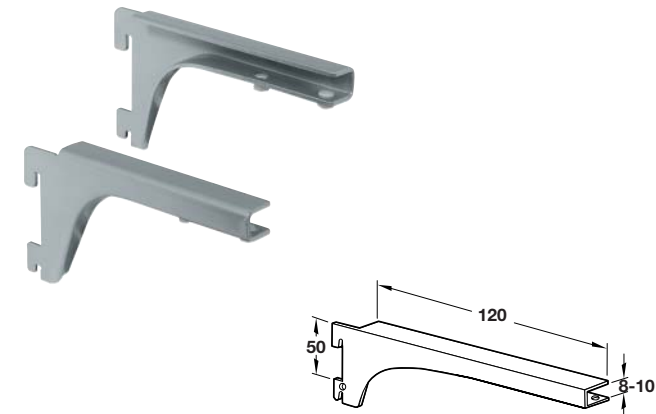


**A Bracket**

- For 22 mm thick wooden shelves
- Load carrying capacity **55 kg\***
- Plastic coated

Finish	Silver coloured (RAL 9006)
Cat. No.	770.79.212

Order qty: 1 pair



**B Bracket**

- For 8-10 mm thick glass shelves
- With clamping screws
- Load carrying capacity **55 kg\***
- Plastic coated or chrome-plated steel

Finish	Chrome-plated	Silver coloured (RAL 9006)
Cat. No.	772.79.213	770.79.213

Order qty: 1 pair

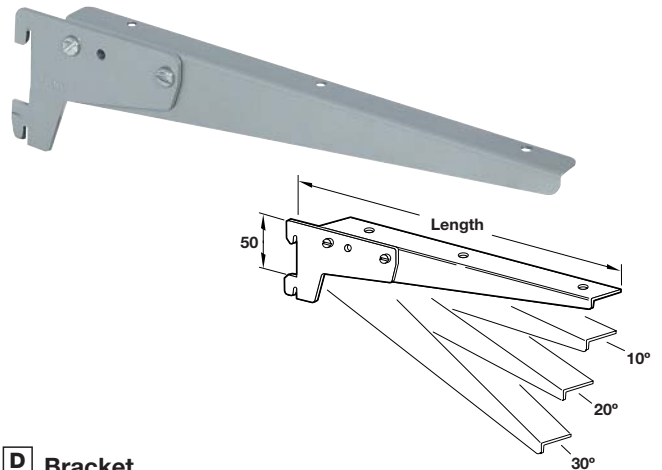


**C Suction pad**

- For mounting glass shelves
- For use with brackets, double brackets and clip on supports
- Plastic

Finish	Cat. No.
Transparent	772.22.005

Order qty: Multiples of 10 pcs

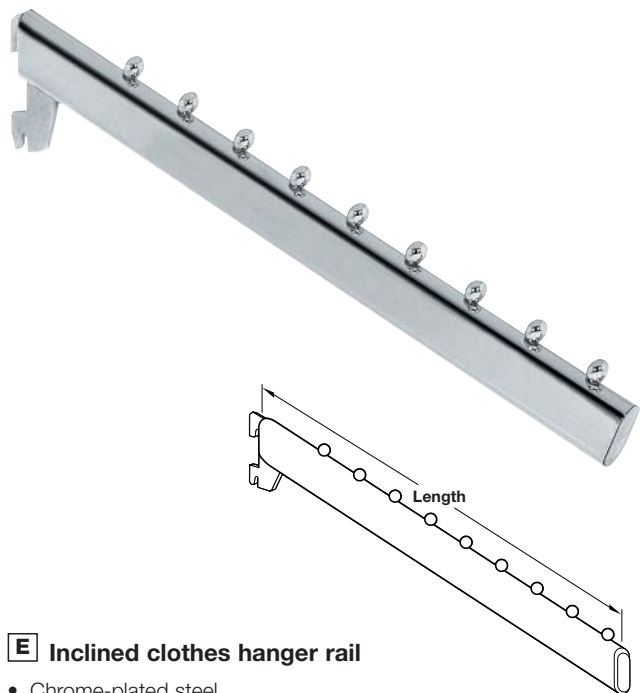


**D Bracket**

- With adjustable carrier arm, adjustable to 10°, 20° and 30°
- Load carrying capacity **55 kg\***
- Plastic coated steel

Length	Silver coloured (RAL 9006)
250 mm	770.75.225
300 mm	770.75.230
400 mm	770.75.240

Order qty: 1 pc



**E Inclined clothes hanger rail**

- Chrome-plated steel

Length	Cat. No.
400 mm	772.70.240

Order qty: 1 pc