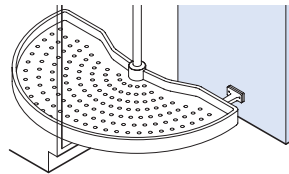
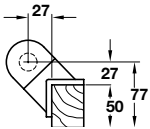


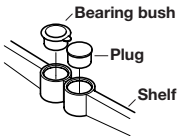
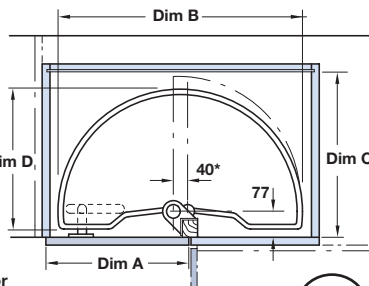


Followers included - automatically pulls out the shelf when the door is opened

Carousel shelves



Dim A	Dim B	Dim C	Dim D
From 390	686	Min. 450	381 mm
From 440	750	Min. 460	435 mm
From 490	850	Min. 510	486 mm



*Carousel shelf for 390 mm min. door width has two mounting options

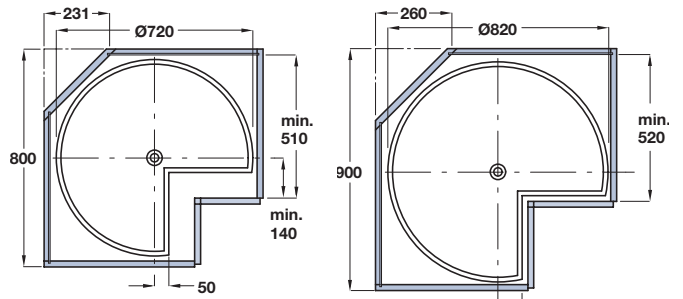


Half circle carousel set

- Three sizes of shelf and two spindle heights available
- Shelves swivel independently of each other
- Each tray has 20 kg carrying capacity
- The upper end of the spindle can be cut if required to fit cabinets with less height
- Set includes:
 - 2x Half circle carousel shelves.** Carousel for 390 mm minimum door width has two mounting options. White or alu-grey plastic.
 - 1x Fitting set** comprising 500 or 552 mm high spindle, top and bottom fittings and shelf bearings. Silver anodised light alloy spindle. White or alu-grey plastic fittings.
 - 1x Shelf follower**, for mounting on the cabinet door, automatically pulls out the shelf when the door is opened. White or alu-grey plastic.

Spindle height	White	Alu-grey
500 mm		
For min. door width 390 mm	541.52.710	541.52.510
For min. door width 440 mm	541.52.711	541.52.511
For min. door width 490 mm	541.52.712	541.52.512
552 mm		
For min. door width 390 mm	541.52.720	541.41.520
For min. door width 440 mm	541.52.721	541.41.521
For min. door width 490 mm	541.52.722	541.41.522

Order qty: 1 pc



Upper and lower drilling diagram

Three-quarter circle carousel set

- Two sizes of shelf and two height adjustable fittings sets available
- For fitting in cabinets with hinged doors
- Shelves swivel together and **not** independantly of each other
- Each tray has 25 kg carrying capacity
- Set includes
 - 2x Three-quarter circle carousel shelves**, cream-white plastic
 - 1x Fitting set** comprising spindle, vertically adjustable from 667 to 713 mm or 708 to 754 mm, upper and lower fittings, shelf bearings and brake mechanism. Fittings attach the spindle to the cabinet at the top and base. Chrome-plated steel spindle. White or alu-grey plastic fittings, shelf bearings and brake mechanism.

Spindle height	White	Alu-grey
667-713 mm		
For cabinet size 800 x 800 mm	541.41.711	541.41.511
For cabinet size 900 x 900 mm	541.41.712	541.41.512
708-754 mm		
For cabinet size 800 x 800 mm	541.41.721	-

Order qty: 1 pc

Revolving fitting

- For customers own design carousel shelves
- Comprises spindle, upper and lower screw mounted bearings and two Ø120 mm mounting plates which can be secured at any height
- Nickel-plated steel spindle, galvanized steel mounting plates and white plastic bearings



Height	Cat. No.
700 mm	501.01.007

Order qty: 1 set

TCH-FF 2010, HUK. Dimensional data not binding. We reserve the right to alter specifications without notice.