

- **Door opening mechanism**
- Moves doors forward and away to the side, allowing maximum access to the cabinet
- Soft closing
- No hinges needed
- Can be used for single doors, double doors, corners, wood doors or glass doors with frames
- Can be used for every type of furniture

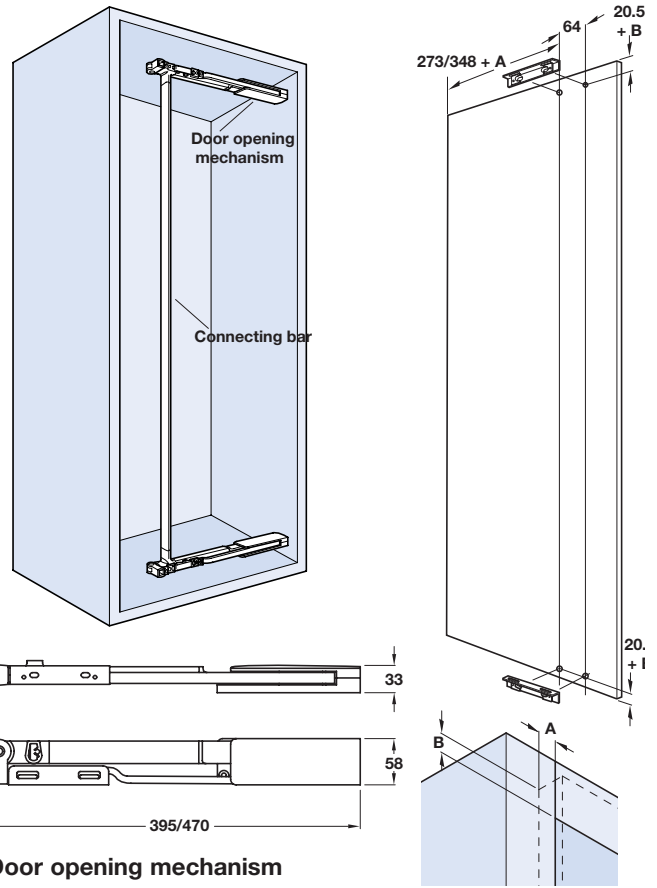
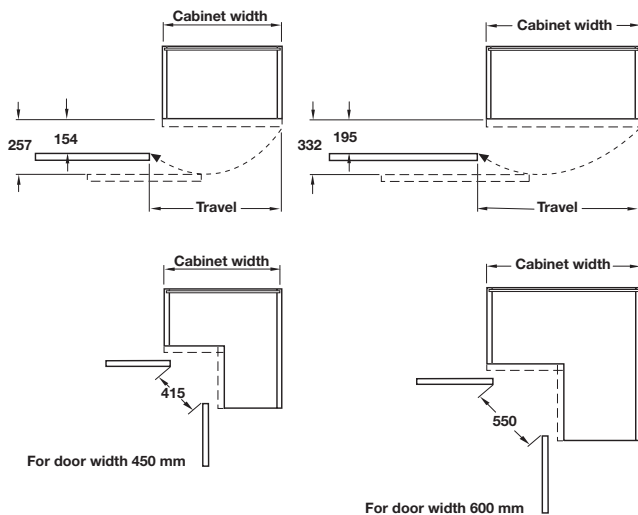

### Single door application



### Double door application



### Corner double door application



### Door opening mechanism

- Set consists of: 2x handed fittings for fixing to cabinet ceiling and floor, 2x door mounting brackets
- Maximum door weight **20 kg**
- Aluminium coloured steel



Min. cabinet width	Travel	For door width	Cat. No.
398 mm	446 mm	450 mm	407.32.906
475 mm	583 mm	600 mm	407.32.907

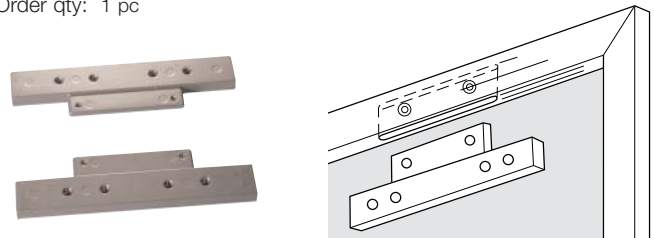
Order qty: 1 set

### Connecting bar

- Can be cut down to size
- Correct size of connecting bar is: Installation height - 76 mm
- Aluminium coloured steel

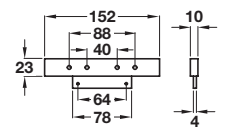
Length	Cat. No.
2500 mm	407.32.910

Order qty: 1 pc



### Fitting set for aluminium framed doors

- For connecting item **407.32.906/7** to aluminium framed glass doors
- Use in place of door mounting brackets included with door opening mechanism set **407.32.901/2**
- Aluminium coloured steel



Finish	Cat. No.
Aluminium coloured steel	407.32.920

Order qty: 1 set (1 set = 2 pcs)