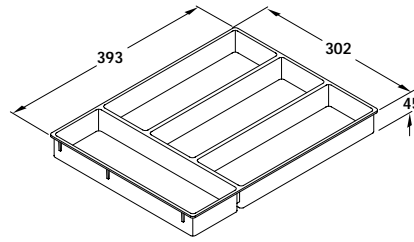


Order Online at [www.hafele.co.uk](http://www.hafele.co.uk)

Dimensions in mm

88

Moulded Plastic Drawer System

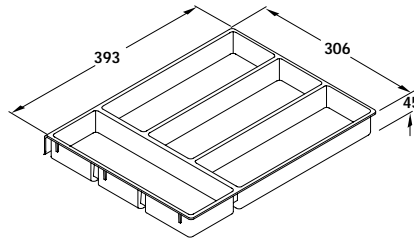


**F** Cutlery inserts

For cabinet width	400 mm
Finish	Cat. No.
White	556.24.716
Cream-white	556.24.416

Packing: 1 pc

- **F** Cutlery inserts
- For 400 mm cabinet width
- Plastic

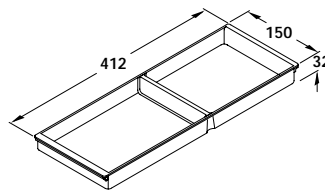


**G** Cutlery inserts

For cabinet width	450-600 mm
Finish	Cat. No.
White	556.24.725
Cream-white	556.24.425

Packing: 1 pc

- **G** Cutlery inserts
- For 450 to 600 mm cabinet widths
- The lipped edge forms an additional long division
- Plastic



**H** Sliding top trays

For cabinet width	300-600 mm
Finish	Cat. No.
Cream-white	556.24.498

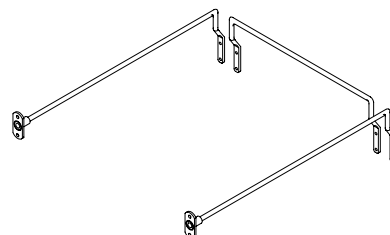
Packing: 1 pc

- **H** Sliding top trays
- Fits over either cutlery insert giving extra storage space
- Plastic



**I** Gallery rails

- Available in three sizes to make a standard drawer into a high sided drawer
- For use with standard moulded plastic drawers shown on pages 84 and 88 or wooden drawers shown on pages 106-107
- Screw fixing
- Back section changes to suit the drawer width, side sections are the same for all drawers
- Chrome-plated steel



**I** Gallery rails

For cabinet width	Cat. No.
400 mm	558.67.221
500 mm	558.67.249
600 mm	558.67.267

Packing: 1 pc