

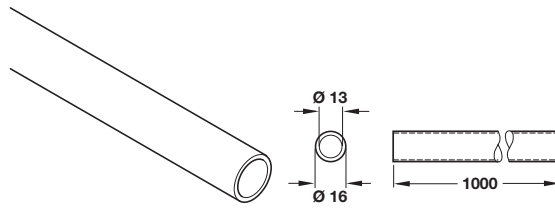
Midway/Worktop Railing System

Dimensions in mm

Discontinued ●

Discontinued when stock = 0 +

- **G** Railing tubes, straight
- Ø 16 mm,
- 1000 mm long
- Seamless steel tube

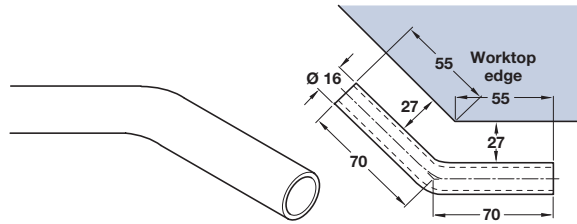


G Railing tubes, straight

Finish	Cat. No.
Polished brass	+ 522.30.820
Polished chrome	522.30.220

Packing: 1 pc (= 1000 mm length)

- **H** Railing tubes, angled 135°
- Ø 16 mm
- Seamless steel tube

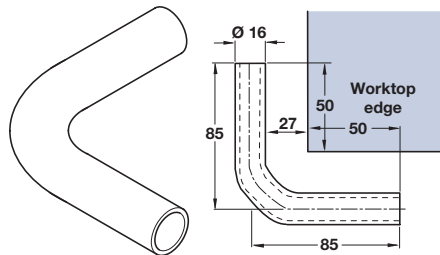


H Railing tubes, angled 135°

Finish	Cat. No.
Polished chrome	● 522.31.220

Packing: 1 pc

- **I** Railing tubes, angled 90°
- Ø 16 mm
- Seamless steel tube

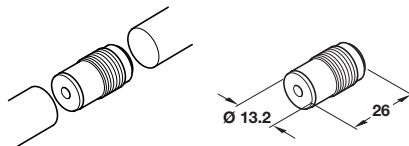


I Railing tubes, angled 90°

Finish	Cat. No.
Polished chrome	● 522.31.210

Packing: 1 pc

- **J** Connecting bush
- Plugs into railing tubes
- Plastic



J Connecting bush

Cat. No.	522.31.000
----------	------------

Packing: 1 pc

- **K** S hook
- Slides onto the tubular rails
- Steel

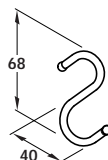


K S hook

Finish	Cat. No.
Polished brass	522.32.810

Packing: 1 pc

- **L** S hooks, 6 pcs
- Polished chrome-plated steel



L S hooks, 6 pcs

Cat. No.	522.32.220
----------	------------

Packing: 1 set