

Easy Mount Concealed Hinges

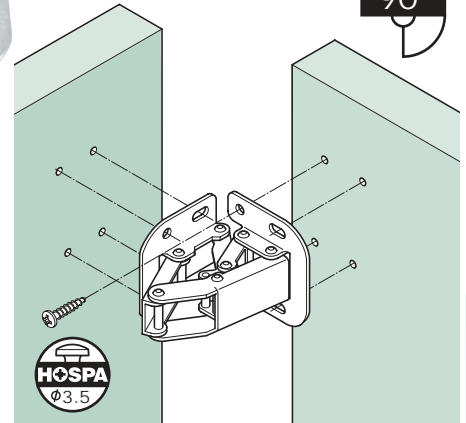
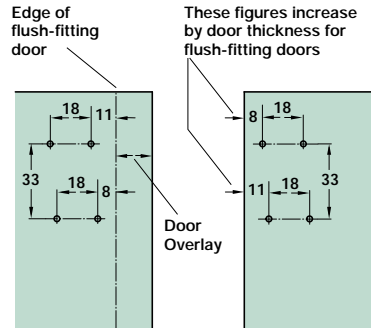
HÄFELE

Dimensions in mm

Discontinued ●

Discontinued when stock = 0 +

90°

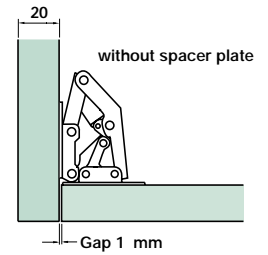
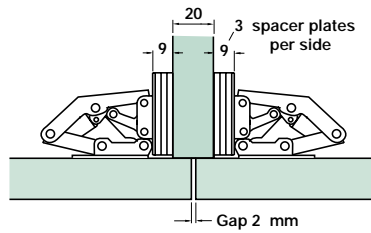
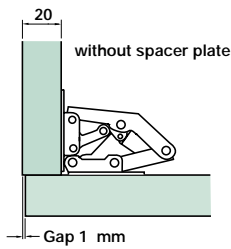


- **A** Easy mount concealed hinges
- Opening angle 90°
- Easily installed by screw-fixing
- **Sprung**
- For minimum door thickness 16 mm
- For side panels 16 - 22 mm thick
- To hinge one overlay door, side or centre panel mounted or one inset door, side panel mounted
- Zinc plated steel hinge

Item A.
Catalogue shows...
'Sprung or unsprung'
Correct description is *'Sprung'*

A Easy mount concealed hinges

	Sprung
Cat. No.	● 343.33.960
Packing: 20 pcs	
Discontinued Offer full part no. 343.33.970	



Examples of corner gap measurements for single sided overlay door mountings

Door overlay	14 mm	16 mm	16 mm	16 mm	20 mm	20 mm	20 mm
Gap	2 mm	1 mm	2 mm	3 mm	-	1 mm	2 mm
No. of spacer plates	3	2	2	2	-	-	-
Side panel thickness	16 mm	17 mm	18 mm	19 mm	20 mm	21 mm	22 mm

Mounting screws
Hospa chipboard screws
pan head
Ø 3.5 mm
with cross-slots

Finish: Nickel plated steel

Length	Cat. No.
13 mm	015.71.624
15 mm	015.71.633
17 mm	015.71.642

Packing: 1000 pcs

21.12.05/4*

We reserve the right to alter specifications without notice.

Hinges and Stays