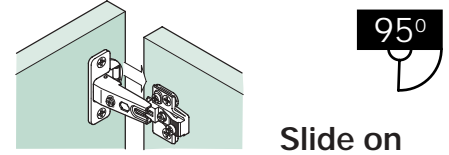
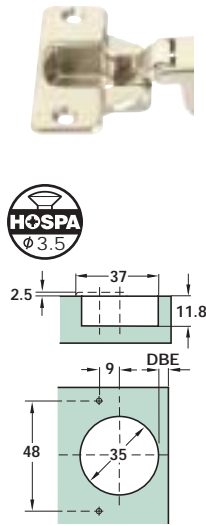


95° Concealed Post Hinges, Screw or NT Quick Fixing with Slide on or Clip on Arms

Dimensions in mm



Screw fixing



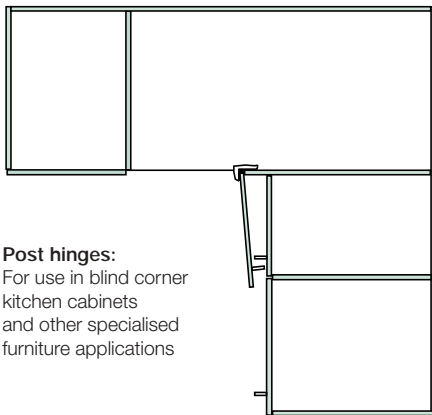
Slide on

Slide on system, sprung

	Screw fixing
Cat. No.	323.26.500

Packing: 10 pcs

- Opening angle 95°
- Sprung
- Ø 35 mm cup
- Screw fixing cup
- Click on arms
- Cup: Nickel-plated pressed steel
- Arm: Nickel-plated zinc alloy
- Mounting plates for click on hinges are shown on pages 21-22
- **Hinge arm cover plates** are shown on page 22



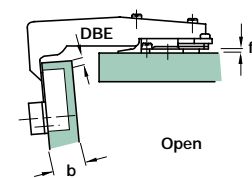
Post hinges:
For use in blind corner kitchen cabinets and other specialised furniture applications

Mounting screws
Hospa chipboard screws raised head Ø 3.5 mm with cross slots



Finish: Nickel-plated steel	
Length	Cat. No.
15 mm	015.55.639
17 mm	015.55.648
20 mm	015.55.657

Packing: 1000 pcs



- DBE** = Distance of the bore from the edge of the door
- b** = Thickness of the door
- c** = Required gap
- f** = Mounting plate thickness

