

# EKU Combino®-Infront 20 and 35 Sliding Door Gear for Timber Doors Incorporating Hangroller M Trolley Hangers

**HÄFELE**

Order Online at [www.hafele.co.uk](http://www.hafele.co.uk)

Dimensions in mm

## Application:

General purpose top hung straight sliding door gear for inset cupboard doors, timber or metal. Ideal for quality caravans and mobile homes

## Range

Max. door weight **20/35 kg**  
For door thicknesses from **16-19 mm**

## Fittings are supplied in sets for 2 doors or loose

## Double upper track B and lower guide profile I must be ordered separately for use with these fitting sets

## A Top track

- With screw holes
- Bright aluminium

## B Double top track

- With screw holes
- Bright aluminium

## C Fascia

- Clips onto top track
- Anodised aluminium
- Optional

## D Track stopper

- For bottom track
- With or without spring
- Galvanized steel with rubber buffer

## E Trolley hanger

- 20 kg per pair, single roller, top fixing**
- Galvanized steel body with plastic tyre, ball bearing mounted roller
- No height adjustment

## F Trolley hanger

- 20 kg per pair, single roller, back fixing**
- Height adjustable,  $\pm 2$  mm
- Galvanized steel body with plastic tyre, ball bearing mounted roller

## G Trolley hanger

- 35 kg per pair, double rollers, back fixing**
- Height adjustable,  $\pm 2$  mm
- Galvanized steel body with plastic tyre, ball bearing mounted rollers

## H Lower guide profile, 7 x 10 mm

- Barbed for press-fit installation
- To suit guide J with  $\varnothing 4$  mm lug
- Grey plastic

## I Lower guide profile, 10 x 10 mm

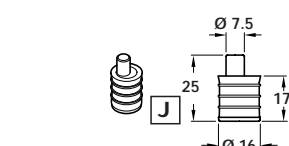
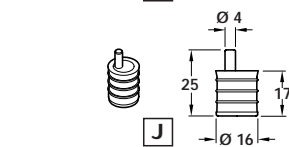
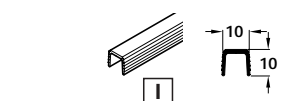
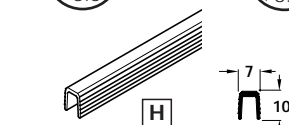
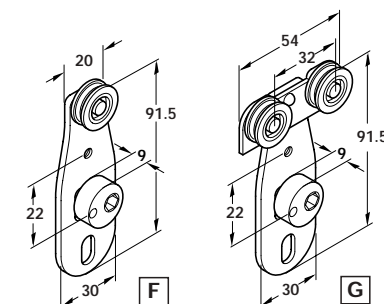
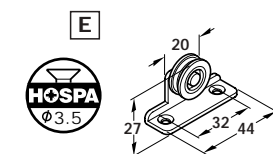
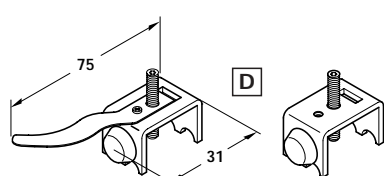
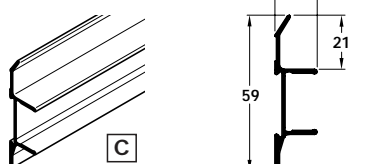
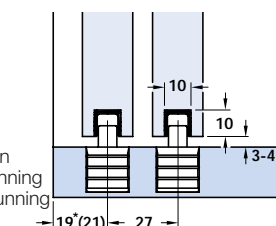
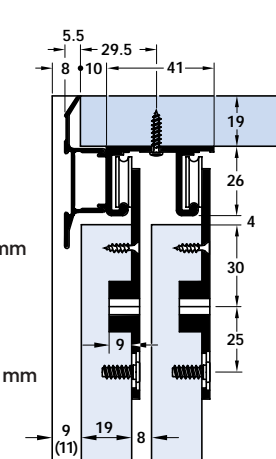
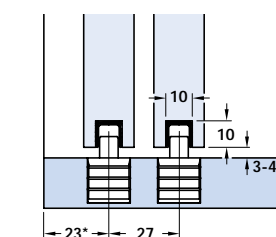
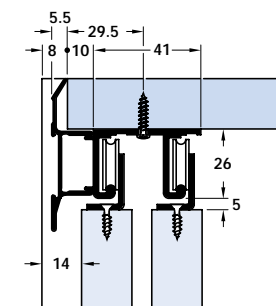
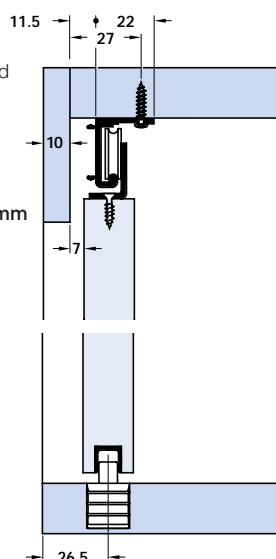
- Barbed for press-fit installation
- To suit guide J with  $\varnothing 7.5$  mm lug
- Black plastic

## J Bottom guide

- With lateral adjustment, **spring loaded**
- With  $\varnothing 4$  or  $\varnothing 7.5$  mm lug
- Ivory plastic

**Important note:** Measurements in brackets are for installation with running gear with two rollers (35 kg) with running gear E dimension\* is 23 mm

- For ancillary door hardware i.e. locks, handles and bolts etc see page 53



## A Top track

Length	Cat. No.
2.5 m	406.30.966
3.5 m	406.30.975
6.0 m	406.30.984

Packing: 1 length

## B Double top track

Length	Cat. No.
2.5 m	406.31.963
3.5 m	406.31.972
6.0 m	406.31.981

Packing: 1 length

## C Fascia

Length	Cat. No.
2.5 m	406.34.919
3.5 m	406.34.928

Packing: 1 length

## D Track stopper

	Cat. No.
Without spring	406.32.077
With spring	406.32.068

Packing: 1 pc

## E Trolley hanger, 20 kg per pair

Cat. No.	
406.33.921	

Packing: 1 pc

## F Trolley hanger, 20 kg per pair

Cat. No.	
405.93.913	

Packing: 1 pc

## G Trolley hanger, 35 kg per pair

Cat. No.	
405.93.922	

Packing: 1 pc

## H Lower guide profile, 7 x 10 mm

Length	Cat. No.
2.5 m	405.98.516
3.5 m	405.98.525

Packing: 1 length

## I Lower guide profile, 10 x 10 mm

Length	Cat. No.
2.5 m	405.99.513
3.5 m	405.99.522

Packing: 1 length

## J Bottom guide

	Cat. No.
With $\varnothing 4$ mm lug	406.32.022
With $\varnothing 7.5$ mm lug	406.32.013

Packing: 2 pcs